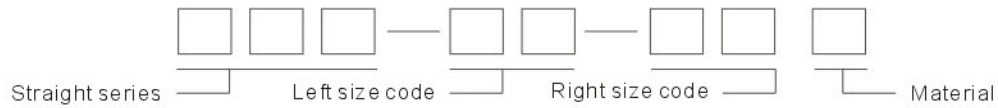


ADAPTER



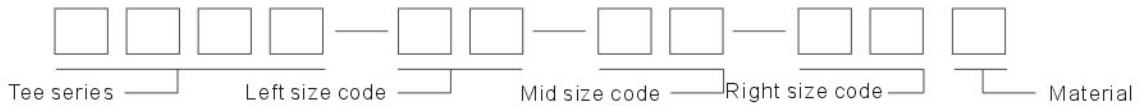
How To Order Adapter

1 Straight part NO.

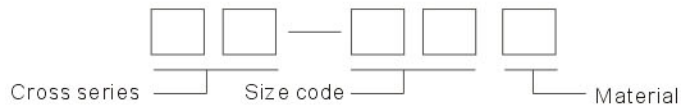


2 Elbow part NO.: Add suffix “4” for 45° elbow and suffix “9” for 90° elbow to the straight part number e.g, 1BG9-04OG and 1JT4-08-06SP.

3 Tee part NO.



4 Cross part NO.



In general for cross fitting, the four ends thread is the same. If different, the first group means left, the second group means up, the third group means right and the fourth group means down.

MATERIAL	CARBON STEEL	BRASS	STAINLESS STEEL
Code	-----	BR	SS

6 Size code table:

BSP THREAD	G1/8" X28	G1/4" X19	---	G3/8" X19	G1/2" X14	G5/8" X14	G3/4" X14	G1" X11	G1.1/4" X11	G1.1/2" X11	G2" X11
BSPT THREAD	R1/8" X28	R1/4" X19	---	R3/8" X19	R1/2" X14	---	R3/4" X14	R1" X11	R1.1/4" X11	R1.1/2" X11	R2" X11
NPT THREAD	Z1/8" X27	Z1/4" X18	---	Z3/8" X18	Z1/2" X14	---	G3/4" X14	Z1" X11.5	Z1.1/4" X11.5	Z1.1/2" X11.5	Z2" X11.5
JIC THREAD	---	7/16" X20	1/2" X20	9/16" X18	3/4" X16	7/8" X14	1.1/16" X12	1.5/16" X12	1.5/8" X12	1.7/8" X12	2.1/2" X12
ORFS THREAD	---	9/16" X18	---	11/16" X16	13/16" X16	1" X14	1.3/16" X12	1.7/16" X12	1.11/16" X12	2" X12	---
SAE THREAD	---	---	---	5/8" X18	---	---	1.1/16" X14	---	---	---	---
FLANGE SIZE	---	---	---	---	1/2"	5/8"	3/4"	1"	1.1/4"	1.1/2"	2"
SIZE CODE	02	04	05	06	08	10	12	16	20	24	32
Note: The dash of metric thread accords with the O.D. Of thread											


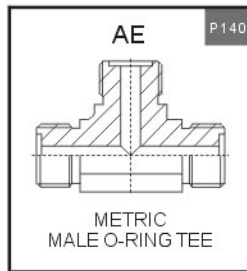
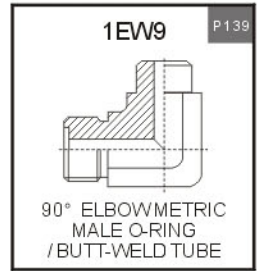
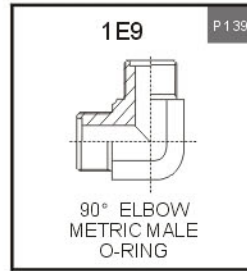
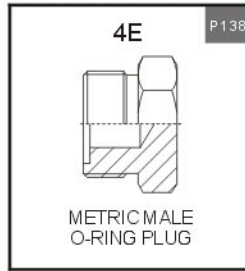
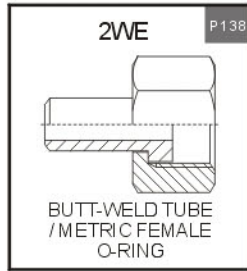
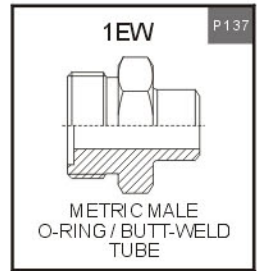
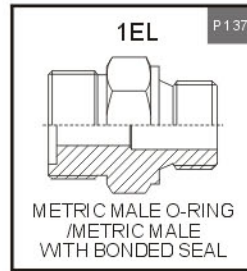
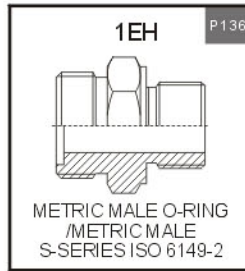
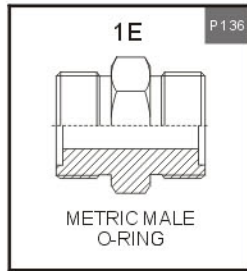
Example:

If 1BG' left end thread is G1/2"X14, and right end thread is G3/4"X14, the fitting number is 1BG-08-12. If made of stainless steel, the fitting number is 1BG-08-12SS,

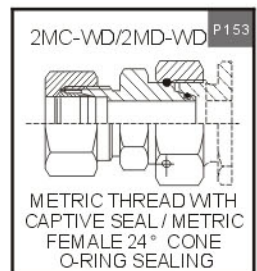
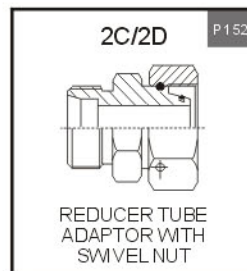
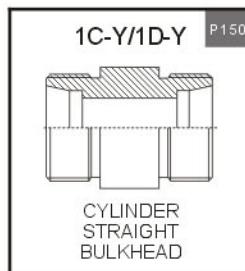
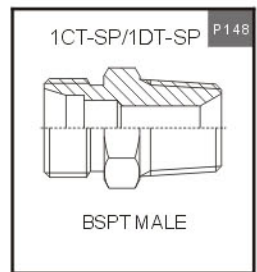
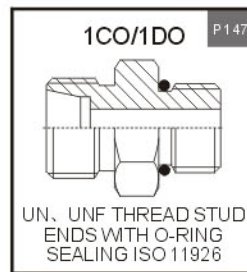
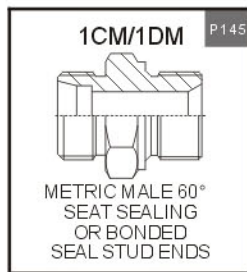
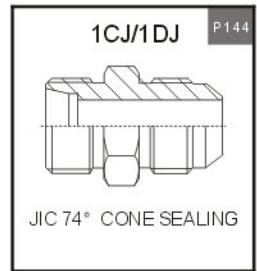
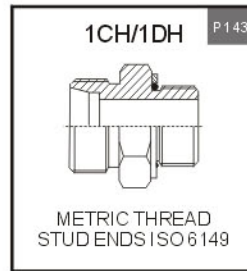
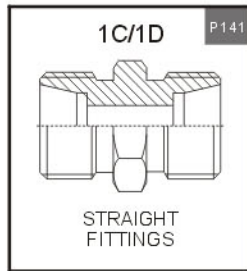
If AJJN' left end thread is 9/16"X18, mid end thread is 9/16"X18 and right end thread is Z1/2"X14, the fitting number is AJJN-06-06-08.

METRIC ADAPTERS

METRIC
THREAD
O-RING FACE
SEAL
ADAPTERS


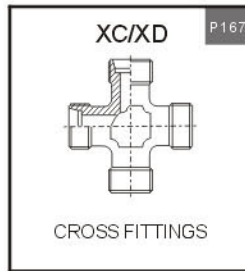
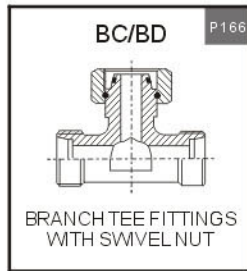
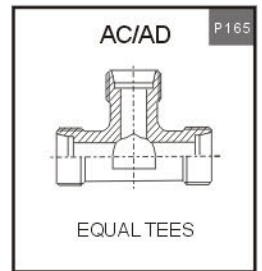
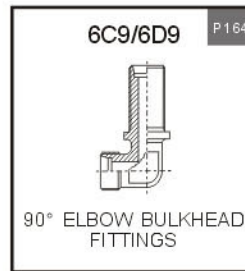
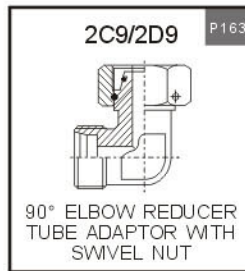
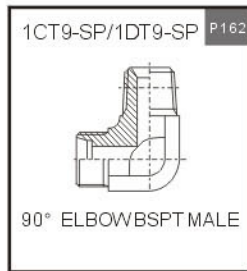
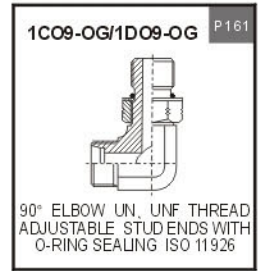
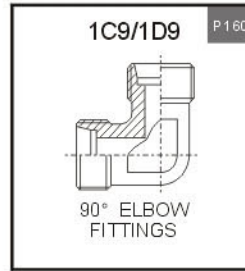
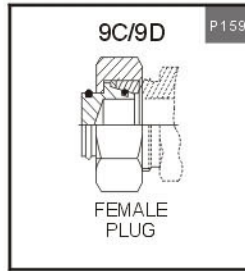
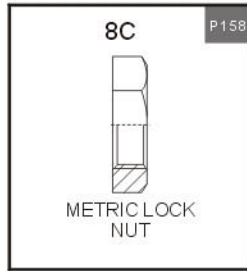
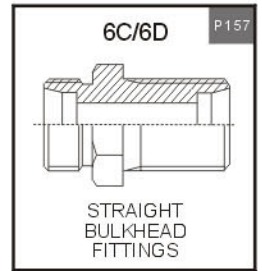
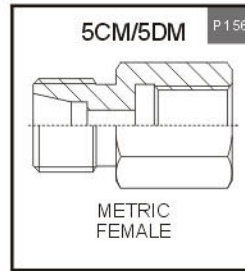
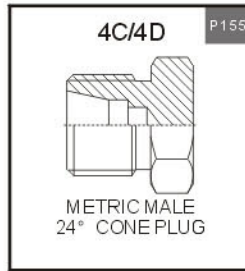
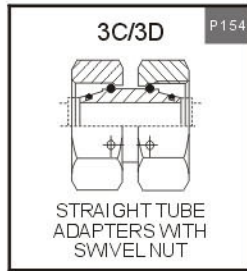


METRIC
THREAD
BITE
TYPE
TUBE
ADAPTERS

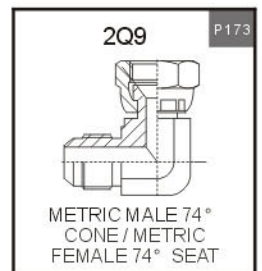
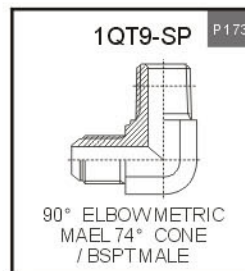
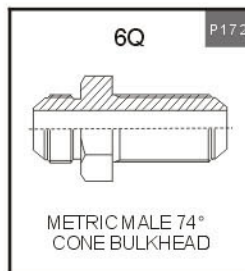
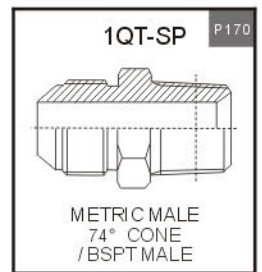
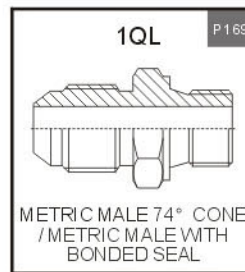
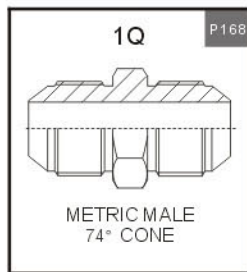


METRIC ADAPTERS

METRIC
THREAD
BITE
TYPE
TUBE
ADAPTERS



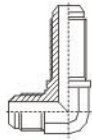
METRIC THREAD
74° CONE
FLARED
TUBE
FITTINGS



METRIC ADAPTERS

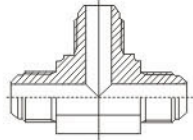
METRIC THREAD
74° CONE
FLARED
TUBE
FITTINGS

6Q9 P174



90° ELBOW METRIC
MALE 74° CONE
BULKHEAD

AQ P174



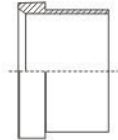
METRIC MALE
74° CONE TEE

NB200-Q P175



METRIC 74° CONE
FLARED NUT GB/T 5647

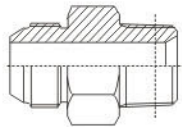
NB500-Q P175



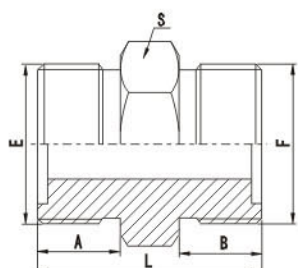
METRIC 74° CONE FLARED
SLEEVE GB/T 5646

JAPANESE
METRIC THREAD
60° CONE
FITTINGS

1KT-SP P176



JIS METRIC
MALE 60° CONE
/ BSPT MALE

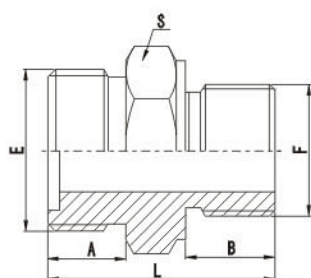


1E

METRIC MALE O-RING

PART NO.	THREAD		O-RING		DIMENSIONS			
	E, F		E, F		A	B	L	S
1E-12	M12X1.25		8X1.9		11	11	28	14
1E-14	M14X1.5		10X1.9		11	11	28	17
1E-16	M16X1.5		11X1.9		11	11	28	17
1E-18	M18X1.5		13X1.9		11	11	28	19
1E-22	M22X1.5		16X2.4		12	12	32	24
1E-27	M27X1.5		20X2.4		13	13	36	30
1E-30	M30X1.5		24X2.4		14	14	39	32
1E-36	M36X2		30X3.1		16	16	43	38
1E-39	M39X2		32X3.1		18	18	49	41
1E-42	M42X2		35X3.1		20	20	53	46
1E-45	M45X2		38X3.1		21	21	55	46
1E-52	M52X2		40X3.1		22	22	59	55
1E-60	M60X2		45X3.1		24	24	65	65
1E-64	M64X2		50X3.1		27	27	71	70

NOTE: The parameter of O-ring is ring outside diameter and ring width.



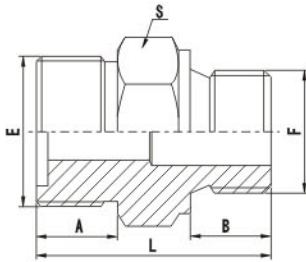
1EH

**METRIC MALE O-RING/
METRIC MALE S-SERIES ISO 6149-2**

PART NO.	THREAD E		O-RING		DIMENSIONS			
	E	F	E	F	A	B	L	S
1EH-12-10	M12X1.25	M10X1	8X1.9	O08.1X16	11	9.5	28	14
1EH-14-12	M14X1.5	M12X1.25	10X1.9	O09.3X2.4	11	11	28	17
1EH-16-14	M16X1.5	M14X1.5	11X1.9	O11.3X2.4	11	11	28	19
1EH-18-16	M18X1.5	M16X1.5	13X1.9	O13.3X2.4	11	11.5	31.5	22
1EH-22-18	M22X1.5	M18X1.5	16X2.4	O15.3X2.4	12	12.5	34.5	24
1EH-27-22	N27X1.5	M22X1.5	20X2.4	O19.3X2.4	13	15	38	30
1EH-30-27	M30X1.5	M27X2	24X2.4	O23.5X3.0	14	18.5	43.5	32
1EH-36-33	M36X2	M33X2	30X3.1	O29.5X3.0	16	18.5	47.5	41
1EH-39-33	M39X2	M33X2	32X3.1	O29.5X3.0	18	18.5	49.5	41
1EH-42-42	M42X2	M42X2	35X3.1	O38.5X3.0	20	19	54	50
1EH-45-42	M45X2	M42X2	38X3.1	O38.5X3.0	21	19	54	50
1EH-52-48	M52X2	M48X2	40X3.1	O44.5X3.0	22	21.5	58.5	55

NOTE: 1.The parameter of E end O-ring is ring outside diameter and ring width. 2.F end is fit for ISO 6149-1 port.

METRIC ADAPTERS

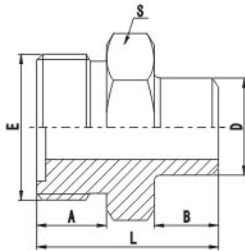


1EL

METRIC MALE O-RING/ METRIC MALE WITH BONDED SEAL

PART NO.	THREAD		SEAL		DIMENSIONS			
	E	F	E	F	A	B	L	S
1EL-14	M14X1.5	M14X1.5	10X1.9	ZHD-14	11	12	30.5	19
1EL-14-16	M14X1.5	M16X1.5	10X1.9	ZHD-16	11	12	31	22
1EL-14-18	M14X1.5	M18X1.5	10X1.9	ZHD-18	11	12	32.5	24
1EL-14-22	M14X1.5	M22X1.5	10X1.9	ZHD-22	11	14	36.5	27
1EL-16-14	M16X1.5	M14X1.5	11X1.9	ZHD-14	11	12	29	19
1EL-16-18	M16X1.5	M18X1.5	11X1.9	ZHD-16	11	12	31	24
1EL-22-18	M22X1.5	M18X1.5	16X2.4	ZHD-18	12	12	33.5	24
1EL-27-22	M27X1.5	M22X1.5	18X2.4	ZHD-22	13	14	38.5	30
1EL-27-33	M27X1.5	M33X2	18X2.4	ZHD-33	13	18	44	41
1EL-30-18	M30X1.5	M18X1.5	24X2.4	ZHD-18	14	12	38.5	32
1EL-30-27	M30X1.5	M27X2	24X2.4	ZHD-27	14	16	41	34
1EL-36-33	M36X2	M33X2	30X3.1	ZHD-33	16	18	49	41
1EL-36-48	M36X2	M48X2	30X3.1	ZHD-48	16	22	53	60
1EL-45-42	M45X2	M42X2	38X3.1	ZHD-42	21	20	56	50
1EL-52-48	M52X2	M48X2	40X3.1	ZHD-48	22	22	61	60

NOTE: The parameter of E end O-ring is ring outside diameter and ring width.

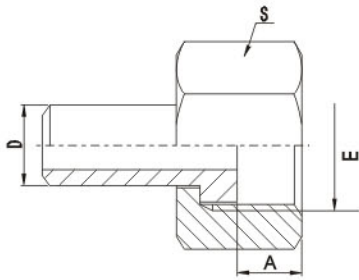


1EW

METRIC MALE O-RING/BUTT-WELD TUBE

PART NO.	THREAD	TUBE O.D.	O-RING	DIMENSIONS				
	E		E	A	B	D	L	S
1EW-12-06	M12X1.25	6	8X1.9	11	8	6	24	14
1EW-14-08	M14X1.5	8	10X1.9	11	8	8	25	17
1EW-16-10	M16X1.5	10	11X1.9	11	8	10	25	17
1EW-18-12	M18X1.5	12	13X1.9	11	12	12	29	19
1EW-22-14	M22X1.5	14	16X2.4	12	12	14	32.5	24
1EW-27-18	M27X1.5	18	20X2.4	13	12	18	35	30
1EW-30-22	M30X1.5	22	24X2.4	14	14	22	39	32
1EW-36-28	M36X2	28	30X3.1	16	16	28	43	38
1EW-39-30	M39X2	30	32X3.1	18	16	30	47	41
1EW-42-34	M42X2	34	35X3.1	20	16	34	49	46
1EW-45-38	M45X2	38	38X3.1	21	18	38	51	46
1EW-52-42	M52X2	42	40X3.1	22	18	42	55	55

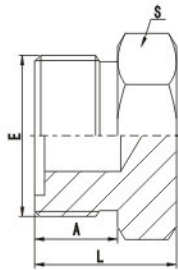
NOTE: The parameter of E end O-ring is ring outside diameter and ring width.



2WE

BUTT-WELD TUBE/METRIC FEMALE O-RING

PART NO.	THREAD	TUBE O.D.	DIMENSIONS		
	E		A	D	S
2WE-06-12	M12X1.25	6	8	6	14
2WE-08-14	M14X1.5	8	8.5	8	17
2WE-10-16	M16X1.5	10	8.5	10	19
2WE-12-18	M18X1.5	12	8.5	12	22
2WE-14-22	M22X1.5	14	10	14	27
2WE-18-27	M27X1.5	18	10	18	32
2WE-22-30	M30X1.5	22	11	22	36
2WE-28-36	M36X2	28	13	28	41
2WE-30-39	M39X2	30	13	30	46
2WE-34-42	M42X2	34	15	34	50
2WE-38-52	M45X2	38	15	38	55
2WE-42-52	M52X2	42	17	42	60
2WE-50-60	M60X2	50	20	50	70
2WE-52-64	M64X2	52	23	52	75

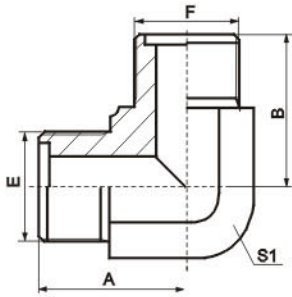


4E

METRIC MALE O-RING PLUG

PART NO.	THREAD	O-RING	DIMENSIONS		
	E	E	A	L	S
4E-14	M14X1.5	10x1.9	11	17	17
4E-16	M16X1.5	11x1.9	11	17	17
4E-18	M18X1.5	13x1.9	11	17	19
4E-22	M22X1.5	16x2.4	12	20	24
4E-24	M24X1.5	18x2.4	12	21	27
4E-27	M27X1.5	20x2.4	13	23	30
4E-30	M30X1.5	24x2.4	14	25	32
4E-36	M36X2	30x3.1	16	29	38
4E-42	M42X2	35x3.1	20	33	46
4E-45	M45X2	38x3.1	21	34	46
4E-52	M52X2	40x3.1	22	37	55
4E-60	M60X2	45x3.1	24	41	65

NOTE: The parameter of O-ring is ring outside diameter and ring width.

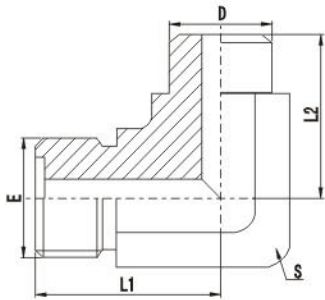


1E9

90° ELBOW METRIC MALE O-RING

PART NO.	THREAD	O-RING	DIMENSIONS		
	E, F	E, F	A	B	S1
1E9-12	M12X1.28	8X1.9	20.5	20.5	12
1E9-14	M14X1.5	10X1.9	22.5	22.5	14
1E9-16	M16X1.5	11X1.9	24	24	17
1E9-18	M18X1.5	13X1.9	26	26	19
1E9-22	M22X1.5	16X2.4	29	29	22
1E9-27	M27X1.5	20X2.4	32.5	32.5	27
1E9-30	M30X1.5	24X2.4	35.5	35.5	30
1E9-36	M36X2	30X3.1	42	42	36
1E9-39	M39X2	32X3.1	47.5	47.5	41
1E9-42	M42X2	35X3.1	49.5	49.5	41
1E9-45	M45X2	38X3.1	52.5	52.5	46
1E9-52	M52X2	40X3.1	57	57	50

NOTE: The parameter of O-ring is ring outside diameter and ring width.

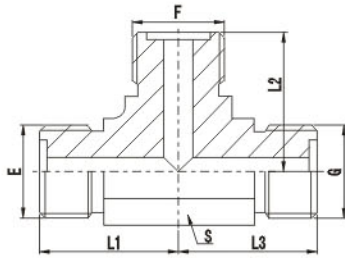


1EW9

90° ELBOW METRIC MALE O-RING/BUTT-WELD TUBE

PART NO.	THREAD	TUBE O.D.	O-RING	DIMENSIONS			
	E		E	L1	L2	D	S
1EW9-12-06	M12X1.25	6	8X1.9	20.5	16.5	6	12
1EW9-14-08	M14X1.5	8	10X1.9	22.5	17.5	8	14
1EW9-16-10	M16X1.5	10	11X1.9	24	19.5	10	17
1EW9-18-12	M18X1.5	12	13X1.9	26	25	12	19
1EW9-22-14	M22X1.5	14	16X2.4	29	27	14	22
1EW9-27-18	M27X1.5	18	20X2.4	32.5	29.5	18	27
1EW9-30-22	M30X1.5	22	24X2.4	35.5	33.5	22	30
1EW9-36-28	M36X2	28	30X3.1	42	39	28	36
1EW9-39-30	M39X2	30	32X3.1	47.5	43	30	41
1EW9-42-34	M42X2	34	35X3.1	49.5	43	34	41
1EW-45-38	M45X2	38	38X3.1	52.5	47.5	38	46
1EW-52-42	M52X2	42	40X3.1	57	50	42	50

NOTE: The parameter of O-ring is ring outside diameter and ring width.



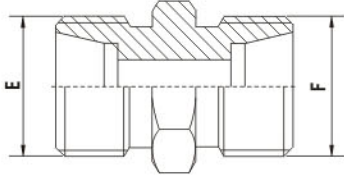
AE

METRIC MALE O-RING TEE

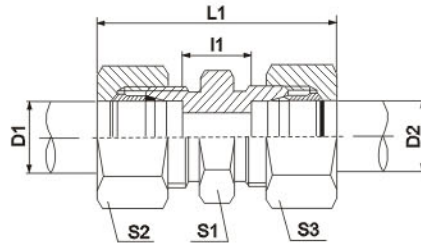
PART NO.	THREAD	O-RING	DIMENSIONS			
	E, F, G	E, F, G	L1	L2	L3	S
AE-14	M14X1.5	10X1.9	22.5	22.5	22.5	14
AE-16	M16X1.5	11X1.9	24	24	24	17
AE-18	M18X1.5	13X1.9	26	26	26	19
AE-22	M22X1.5	16X2.4	29	29	29	22
AE-27	M27X1.5	20X2.4	32.5	32.5	32.5	27
AE-30	M30X1.5	24X2.4	35.5	35.5	35.5	30
AE-36	M36X2	30X3.1	42	42	42	36
AE-39	M39X2	32X3.1	47.5	47.5	47.5	41
AE-42	M42X2	35X3.1	49.5	49.5	49.5	41
AE-45	M45X2	38X3.1	52.5	52.5	52.5	46
AE-52	M52X2	40X3.1	57	57	57	50

NOTE: The parameter of O-ring is ring outside diameter and ring width.

METRIC ADAPTERS



1C / 1D



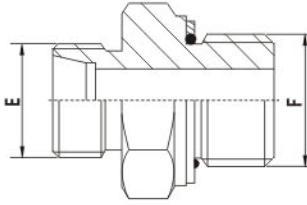
1C-RN / 1D-RN

STRAIGHT FITTINGS

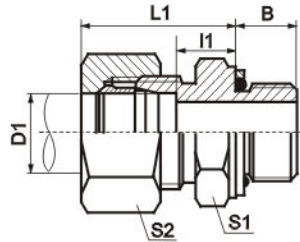
PART NO.	THREAD		TUBE O.D.		DIMENSIONS					MPa
	E	F	D1	D2	I1	L1	S1	S2	S3	
1C-12	M12X1.5	M12X1.5	6	6	10	39	12	14	14	31.5 L
1C-14	M14X1.5	M14X1.5	8	8	11	40	14	17	17	
1C-16	M16X1.5	M16X1.5	10	10	13	42	17	19	19	
1C-18	M18X1.5	M18X1.5	12	12	14	43	19	22	22	
1C-22	M22X1.5	M22X1.5	15	15	16	46	24	27	27	
1C-26	M26X1.5	M26X1.5	18	18	16	48	27	32	32	
1C-30	M30X2	M30X2	22	22	20	52	32	36	36	16 L
1C-36	M36X2	M36X2	28	28	21	54	41	41	41	
1C-45	M45X2	M45X2	35	35	20	63	46	50	50	
1C-52	M52X2	M52X2	42	42	21	66	55	60	60	
1D-14	M14X1.5	M14X1.5	6	6	16	45	14	17	17	63 S
1D-16	M16X1.5	M16X1.5	8	8	18	47	17	19	19	
1D-18	M18X1.5	M18X1.5	10	10	17	49	19	22	22	
1D-20	M20X1.5	M20X1.5	12	12	19	51	22	24	24	
1D-22	M22X1.5	M22X1.5	14	14	22	57	24	27	27	
1D-24	M24X1.5	M24X1.5	16	16	21	57	27	30	30	40 S
1D-30	M30X2	M30X2	20	20	23	66	32	36	36	
1D-36	M36X2	M36X2	25	25	26	74	41	46	46	
1D-42	M42X2	M42X2	30	30	27	80	46	50	50	
1D-52	M52X2	M52X2	38	38	29	90	55	60	60	31.5 S

NOTE: In case if you are interested to order the adapter in complete set with cutting ring and nut, it is necessary to insert suffix "RN" after our part NO., For example 1C-30RN.

METRIC ADAPTERS



1CG / 1DG



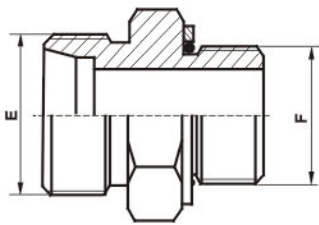
1CG-RN / 1DG-RN

**BSP THREAD STUD ENDS
WITH O-RING SEALING**

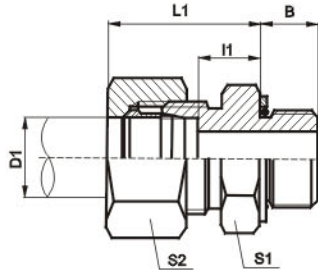
PART NO.	THREAD		TUBE O.D. D1	DIMENSIONS					MPa
	E	F		B	I1	L1	S1	S2	
1CG-12-02	M12X1.5	G1/8"X28	6	9.5	8.5	23	14	14	31.5 L
1CG-12-04	M12X1.5	G1/4"X19	6	10	10	25	19	14	
1CG-14-04	M14X1.5	G1/4"X19	8	10	10	25	19	17	
1CG-14-06	M14X1.5	G3/8"X19	8	11.5	11.5	26	22	17	
1CG-14-08	M14X1.5	G1/2"X14	8	14	13	27.5	27	34	
1CG-16-04	M16X1.5	G1/4"X14	10	10	11	26	19	19	
1CG-16-06	M16X1.5	G3/8"X14	10	11.5	12.5	27	22	19	
1CG-16-08	M16X1.5	G1/2"X14	10	14	14	29	27	19	
1CG-18-06	M18X1.5	G3/8"X14	12	11.5	12.5	27	22	22	
1CG-18-08	M18X1.5	G1/2"X14	12	14	13	28	27	22	
1CG-22-06	M22X1.5	G3/8"X14	15	11.5	13.5	29	24	27	
1CG-22-08	M22X1.5	G1/2"X14	15	14	14	29	27	27	
1CG-22-12	M22X1.5	G3/4"X14	15	15.5	20	30	32	32	
1CG-26-08	M26X1.5	G1/2"X14	18	14	14.5	31	27	32	
1CG-26-12	M26X1.5	G3/4"X14	18	15.5	14.5	32	32	32	
1CG-30-12	M30X2	G3/4"X14	22	15.5	16.5	33	32	36	16 L
1CG-30-16	M30X2	G1"X11	22	18	17.5	35	41	36	
1CG-36-16	M36X2	G1"X11	28	18	17.5	34	41	41	
1CG-45-20	M45X2	G1.1/4"X11	35	20	17.5	39	50	50	
1CG-52-20	M52X2	G1.1/4"X11	42	20	19	42	55	60	
1CG-52-24	M52X2	G1.1/2"X11	42	21.5	19	42	55	60	
1CG-52-32	M52X2	G2"X11	42	24.5	25	44	70	60	63 S
1DG-14-04	M14X1.5	G1/4"X14	6	10	13	28	19	17	
1DG-16-04	M16X1.5	G1/4"X14	8	10	15	31	19	19	
1DG-18-04	M18X1.5	G1/4"X14	10	10	14.5	31	19	22	
1DG-18-06	M18X1.5	G3/8"X14	10	11.5	15	31	22	22	
1DG-20-06	M20X1.5	G3/8"X14	12	11.5	17	32	22	24	
1DG-20-08	M20X1.5	G1/2"X14	12	14	17.5	34	27	24	
1DG-22-06	M22X1.5	G3/8"X14	14	11.5	19	37	24	27	
1DG-22-08	M22X1.5	G1/2"X14	14	14	19	37	27	27	
1DG-24-04	M24X1.5	G1/4"X14	16	11	18	37	27	30	
1DG-24-08	M24X1.5	G1/2"X14	16	14	18.5	37	27	30	40 S
1DG-30-12	M30X2	G3/4"X14	20	15.5	20.5	42	32	36	
1DG-36-12	M36X2	G3/4"X14	25	15.5	23	47	41	46	
1DG-36-16	M36X2	G1"X11	25	18	17.5	47	41	46	
1DG-42-16	M42X2	G1"X11	30	18	23.5	48	46	50	
1DG-42-20	M42X2	G1.1/4"X11	30	20	23.5	50	50	50	
1DG-52-24	M52X2	G1.1/2"X11	38	21.5	26	57	55	60	31.5 S

NOTE: In case if you are interested to order the adapter in complete set with cutting ring and nut, it is necessary to insert suffix "RN" after our part NO., For example 1DG-20-08RN.

METRIC ADAPTERS



1CH / 1DH



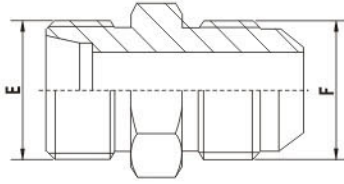
1CH-RN / 1DH-RN

METRIC THREAD STUD END ISO 6149

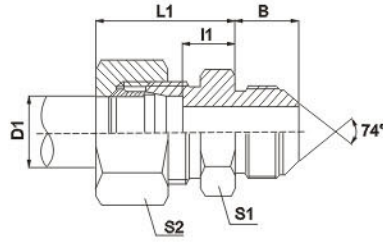
PART NO.	THREAD		D1 TUBE O.D.	O Ring	DIMENSIONS					MPa
	E	F			B	I1	L1	S1	S2	
1CH-12-10	M12X1.5	M10X1	6	O08.1X1.6	8.5	9.5	23	14	14	31.5 L
1CH-14	M14X1.5	M14X1.5	8	O11.3X2.4	11	10	25	19	17	
1CH-14-12	M14X1.5	M12X1.5	8	O09.3X2.4	11	10	25	17	17	
1CH-16-14	M16X1.5	M14X1.5	10	O11.3X2.4	11	13	26	19	19	
1CH-18-14	M18X1.5	M14X1.5	12	O11.3X2.4	11	11	25.5	19	22	
1CH-14-18	M14X1.5	M18X1.5	8	O15.3X2.4	12.5	11.5	26.5	24	17	
1CH-16	M16X1.5	M16X1.5	10	O13.3X2.4	11.5	13	28	22	19	
1CH-16-18	M16X1.5	M18X1.5	10	O15.3X2.4	12.5	12.5	28	24	19	
1CH-18-16	M18X1.5	M16X1.5	12	O13.3X2.4	11.5	12	27	22	22	
1CH-22-16	M22X1.5	M16X1.5	12	O13.3X2.4	11.5	13.5	29.5	24	27	
1CH-22-18	M22X1.5	M18X1.5	15	O15.3X2.4	12.5	13.5	29	24	27	
1CH-16-22	M16X22	M22X1.5	10	O19.3X2.4	13	14	29.5	27	19	
1CH-22-20	M22X1.5	M20X1.5	15	O17.3X2.4	12	15	30.5	27	27	
1CH-22	M22X1.5	M22X1.5	12	O19.3X2.4	13	15	31	27	27	
1CH-26-22	M26X1.5	M22X1.5	18	O19.3X2.4	13	14.5	31	27	32	
1CH-26	M26X1.5	M26X1.5	18	O23.5X3.0	13.5	13.5	31	32	32	
1CH-26-27	M26X1.5	M27X2	18	O23.5X3.0	16	14.5	32	32	32	
1CH-26-33	M26X1.5	M33X2	18	O29.5X3.0	16	15.5	33	41	32	
1CH-30-22	M30X2	M22X1.5	22	O19.3X2.4	13	17.5	33	32	41	
1CH-30-27	M30X2	M27X2	22	O23.5X3.0	16	16.5	33	32	36	
1CH-30	M30X2	M30X2	22	O26.5X3.0	16	17.5	33	36	36	
1CH-36-27	M36X2	M27X2	28	O23.5X3.0	16	17.5	34	41	41	
1CH-36-33	M36X2	M33X2	28	O29.5X3.0	16	17.5	34	41	41	
1CH-36-42	M36X2	M42X2	28	O38.5X3.0	16	18.5	35	50	41	
1CH-45-33	M45X2	M33X2	35	O29.5X3.0	16	17.5	37	46	50	
1CH-45-42	M45X2	M42X2	35	O38.5X3.0	16	17.5	37	50	50	
1CH-52-48	M52X2	M48X2	42	O44.5X3.0	17.5	19		55	60	
1DH-14	M14X1.5	M14X1.5	6	O11.3X2.4	11	15	28	19	17	
1DH-14-12	M14X1.5	M12X1.5	6	O09.3X2.4	11	13	28	17	17	
1DH-16-14	M16X1.5	M14X1.5	8	O11.3X2.4	11	15	30	19	19	
1DH-18-16	M18X1.5	M16X1.5	10	O13.3X2.4	11.5	15	31	22	22	
1DH-20-14	M20X1.5	M14X1.5	12	O11.3X2.4	11	15	31	22	24	
1DH-20-16	M20X1.5	M16X1.5	12	O13.3X2.4	11.5	15	31	22	24	
1DH-20-18	M20X1.5	M18X1.5	12	O15.3X2.4	12.5	17	33	24	24	
1DH-20-22	M20X1.5	M22X1.5	12	O19.3X2.4	13	17.5	35	27	30	
1DH-24-22	M24X1.5	M22X1.5	16	O19.3X2.4	13	18.5	37	27	30	
1DH-30	M30X2	M30X2	20	O26.5X3.0	16	20.5	42	36	36	
1DH-30-27	M30X2	M27X2	20	O23.5X3.0	16	20.5	42	32	36	
1DH-30-33	M30X2	M33X2	20	O29.5X3.0	16	22.5	42	41	36	
1DH-36-27	M36X2	M27X2	25	O23.5X3.0	16	23	47	41	46	
1DH-36-33	M36X2	M33X2	25	O29.5X3.0	16	23	47	41	46	
1DH-42	M42X2	M42X2	30	O38.5X3.0	16	23.5	50	50	50	
1DH-42-48	M42X2	M48X2	30	O44.5X3.0	17.5	26.5	52	55	50	

NOTE: In case if you are interested to order the adapter in complete set with cutting ring and nut, it is necessary to insert suffix "RN" after our part NO., For example 1DH-20-18RN.

METRIC ADAPTERS



1CJ / 1DJ



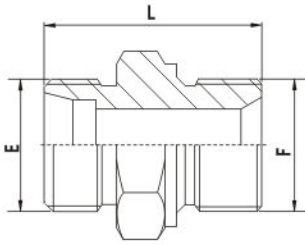
1CJ-RN / 1DJ-RN

JIC 74° CONE SEALING

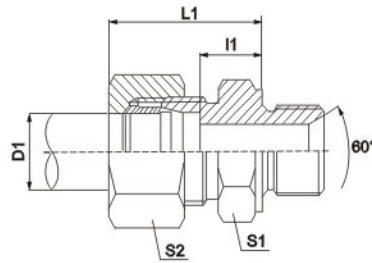
PART NO.	THREAD		TUBE O.D. D1	DIMENSIONS					MPa
	E	F		B	I1	L1	S1	S2	
1CJ-12-04	M12X1.5	7/16"X20	6	14	9	24	14	14	31.5 L
1CJ-14-04	M14X1.5	7/16"X20	8	14	8	23	15	17	
1CJ-14-06	M14X1.5	9/16"X18	8	14.1	8	23	15	17	
1CJ-16-06	M16X1.5	9/16"X18	10	14.1	9	24	17	19	
1CJ-18-06	M18X1.5	9/16"X18	12	14.1	10	25	19	22	
1CJ-18-08	M18X1.5	3/4"X16	12	16.7	10	25	22	22	
1CJ-22-08	M22X1.5	3/4"X16	15	16.7	10.8	26	24	27	
1CJ-22-10	M22X1.5	7/8"X14	15	19.3	11	26	24	27	
1CJ-26-10	M26X1.5	7/8"X14	18	19.3	11.5	28	27	32	
1CJ-26-12	M26X1.5	1.1/16"X12	18	21.9	11.6	28	30	32	
1CJ-30-12	M30X2	1.1/16"X12	22	21.9	13.5	30	32	36	16 L
1CJ-36-36	M36X2	1.5/16"X12	28	23.1	14.5	31	41	41	
1CJ-45-20	M45X2	1.5/8"X12	35	24.3	14.5	36	46	50	
1CJ-52-20	M52X2	1.5/8"X12	42	24.3	16	39	55	60	
1CJ-52-24	M52X2	1.7/8"X12	42	27.5	16	39	55	60	
1DJ-14-04	M14X1.5	7/16"X20	6	14	11	26	14	14	
1DJ-16-04	M16X1.5	7/16"X20	8	14	13	28	17	19	
1DJ-16-06	M16X1.5	9/16"X18	8	14.1	12.9	28	17	34	
1DJ-18-04	M18X1.5	7/16"X20	10	14	12.5	29	19	22	
1DJ-18-06	M18X1.5	9/16"X18	10	14.1	12.5	29	19	22	
1DJ-20-06	M20X1.5	9/16"X18	12	14.1	14.5	31	22	24	
1DJ-20-08	M20X1.5	3/4"X16	12	16.7	14.3	31	22	24	
1DJ-22-08	M22X1.5	3/4"X16	14	16.7	16	34	24	27	
1DJ-24-08	M24X1.5	3/4"X16	16	16.7	15.5	34	27	30	
1DJ-24-10	M24X1.5	7/8"X14	16	19.3	15.5	34	27	30	40 S
1DJ-30-12	M30X2	1.1/16"X12	20	21.9	17.5	39	32	36	
1DJ-36-12	M36X2	1.1/16"X12	25	21.9	19	43	38	46	
1DJ-36-16	M36X2	1.5/16"X12	25	23.1	19	43	38	46	
1DJ-42-20	M42X2	1.5/8"X12	30	24.3	20.5	47	46	50	
1DJ-52-24	M42X2	1.7/8"X12	38	27.5	23	54	55	60	

NOTE: In case if you are interested to order the adapter in complete set with cutting ring and nut, it is necessary to insert suffix "RN" after our part NO., For example 1DJ-20-08RN.

METRIC ADAPTERS



1CM / 1DM



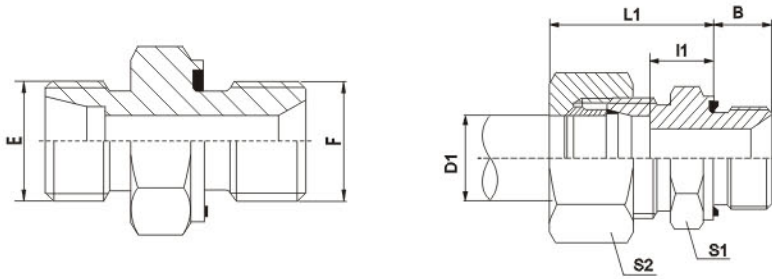
1CM-RN / 1DM-RN

METRIC MALE 60° SEAT SEALING
OR BONDED SEAL STUD ENDS

PART NO.	THREAD		TUBE O.D.	DIMENSIONS					MPa
	E	F	D1	B	I1	L1	S1	S2	
1CM-12-10	M12X1.5	M10X1	6	8	8.5	23	14	14	31.5 L
1CM-14-12	M14X1.5	M12X1.5	8	12	10	25	17	17	
1CM-14-18	M14X1.5	M18X1.5	8	12	11.5	26	24	17	
1CM-16-14	M16X1.5	M14X1.5	10	12	11	26	19	19	
1CM-16	M16X1.5	M16X1.5	10	12	12	27	22	19	
1CM-16-18	M16X1.5	M18X1.5	10	12	12.5	27	24	19	
1CM-16-22	M16X1.5	M22X1.5	10	14	14	29	27	19	
1CM-18-14	M18X1.5	M14X1.5	12	12	11	26	19	22	
1CM-18-16	M18X1.5	M16X1.5	12	12	12	27	22	22	
1CM-18	M18X1.5	M18X1.5	12	12	12.5	27	24	22	
1CM-18-22	M18X1.5	M22X1.5	12	14	14	29	27	22	
1CM-22-16	M22X1.5	M16X1.5	15	12	13	28	24	27	
1CM-22-18	M22X1.5	M18X1.5	15	12	13.5	29	24	27	
1CM-22	M22X1.5	M22X1.5	15	14	15	30	27	27	
1CM-26-18	M26X1.5	M18X1.5	18	12	14	30	27	32	
1CM-26-22	M26X1.5	M22X1.5	18	14	14.5	31	27	32	
1CM-30-22	M30X2	M22X1.5	22	14	16.5	33	32	36	16 L
1CM-30-26	M30X2	M26X1.5	22	16	16.5	33	32	36	
1CM-30-27	M30X2	M27X1.5	22	16	18.5	35	32	36	
1CM-36-33	M36X2	M33X2	28	18	17.5	34	41	41	
1CM-45-42	M45X2	M42X2	35	20	17.5	39	50	50	
1CM-52-48	M52X2	M48X2	42	22	19	42	55	60	
1DM-14-12	M14X1.5	M12X1.5	6	12	13	28	17	17	63 S
1DM-16-14	M16X1.5	M14X1.5	8	12	15	30	19	19	
1DM-18-16	M18X1.5	M16X1.5	10	12	15	31	22	22	
1DM-20-18	M20X1.5	M18X1.5	12	12	17	33	24	24	
1DM-20-22	M20X1.5	M22X1.5	12	14	17.5	34	27	24	40 S
1DM-22-20	M22X1.5	M20X1.5	14	14	19	37	27	27	
1DM-24-18	M24X1.5	M18X1.5	16	12	18	36	27	30	
1DM-24-22	M24X1.5	M22X1.5	16	14	18.5	37	27	30	
1DM-30-27	M30X2	M27X2	20	16	20.5	42	32	36	25 S
1DM-36-33	M36X2	M33X2	25	18	23	47	41	46	
1DM-42	M42X2	M42X2	30	20	23.5	50	50	50	
1DM-52-48	M52X2	M48X2	38	22	57	55	60		

NOTE: In case if you are interested to order the adapter in complete set with cutting ring and nut, it is necessary to insert suffix "RN" after our part NO., For example 1DM-20-18RN.

METRIC ADAPTERS



METRIC THREAD WITH CAPTIVE SEAL

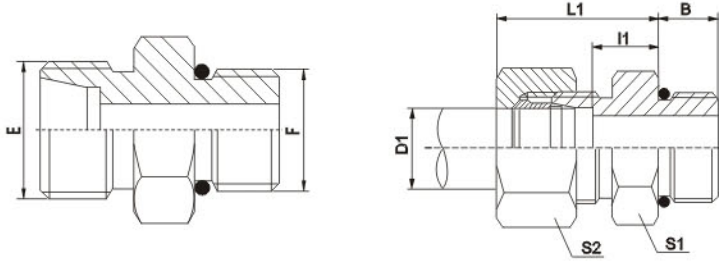
1CM-WD / 1DM-WD

1CM-WD/RN 1DM-WD/RN

PART NO.	THREAD E		D1 TUBE O.D.	SEAL	DIMENSIONS					MPa	
	E	F			B	I1	L1	S1	S2		
1CM-12-10WD	M12X1.5	M10X1	6	WD-B02	8	8.5	23	14	14	31.5 L	
1CM-14-12WD	M14X1.5	M12X1.5	8	WD-M12	12	10	25	17	17		
1CM-16-12WD	M16X1.5	M12X1.5	10	WD-M12	12	11	25	17	19		
1CM-16-14WD	M16X1.5	M14X1.5	10	WD-B04	12	11	26	19	19		
1CM-16-18WD	M16X1.5	M18X1.5	10	WD-M18	12	12.5	27	24	19		
1CM-18-16WD	M18X1.5	M16X1.5	12	WD-M16	12	12.5	27	22	22		
1CM-18WD	M18X1.5	M18X1.5	12	WD-M18	12	12.5	27	24	22		
1CM-18-22WD	M18X1.5	M22X1.5	12	WD-M22	14	14	29	27	22		
1CM-22-18WD	M22X1.5	M18X1.5	15	WD-M18	12	13.5	29	24	27		
1CM-22WD	M22X1.5	M22X1.5	15	WD-M22	14	15	30	27	27		
1CM-26-22WD	M26X1.5	M22X1.5	18	WD-M22	14	14.5	31	27	32		
1CM-30-26WD	M30X2	M26X1.5	22	WD-B12	16	16.5	33	32	36		
1CM-30-27WD	M30X2	M27X1.5	22	WD-B12	16	16.5	33	32	36		
1CM-36-33WD	M36X2	M33X2	28	WD-B16	18	17.5	34	41	41		
1CM-45-42WD	M45X2	M42X2	35	WD-B20	20	17.5	39	50	50		
1CM-52-48WD	M52X2	M48X2	42	WD-B24	22	19	42	55	60		
1DM-14-12WD	M14X1.5	M12X1.5	6	WD-M12	12	13	28	17	17		
1DM-16-14WD	M16X1.5	M14X1.5	8	WD-B04	12	15	30	19	19		
1DM-18-16WD	M18X1.5	M16X1.5	10	WD-M16	12	15	31	22	22		
1DM-20-18WD	M20X1.5	M18X1.5	12	WD-M18	12	17	33	24	24		
1DM-22-20WD	M22X1.5	M20X1.5	14	WD-M20	14	19	37	27	27		
1DM-24-22WD	M24X1.5	M22X1.5	16	WD-M22	14	18.5	37	27	30		
1DM-30-27WD	M30X2	M27X2	20	WD-B12	16	20.5	42	32	36		
1DM-36-33WD	M36X2	M33X2	25	WD-B16	18	23	47	41	46		
1DM-42WD	M42X2	M42X2	30	WD-B20	20	23.5	50	50	50		
1DM-52-48WD	M52X2	M48X2	38	WD-B24	22	26	57	55	60		
										31.5	S

NOTE: In case if you are interested to order the adapter in complete set with cutting ring and nut, it is necessary to insert suffix "RN" after our part NO., For example 1DM-20-18WD/RN.

METRIC ADAPTERS



1CO / 1DO

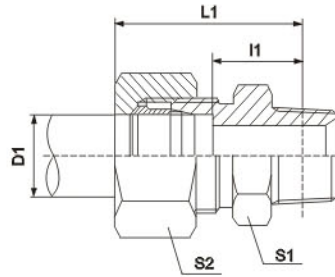
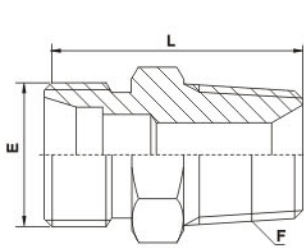
1CO-RN / 1DO-RN

UN, UNF THREAD STUD ENDS
WITH O-RING SEALING ISO 11926

PART NO.	THREAD		TUBE O.D.	DIMENSIONS					MPa
	E	F	D1	B	I1	L1	S1	S2	
1CO-14-04	M14X1.5	7/16"X20	8	9	10	25	17	17	31.5 L
1CO-16-04	M16X1.5	7/16"X20	10	9	11	26	17	19	
1CO-18-06	M18X1.5	9/16"X18	12	10	11	26	19	22	
1CO-18-08	M18X1.5	3/4"X16	12	11	13	28	24	22	
1CO-18-10	M18X1.5	7/8"X14	12	12.7	14.3	29	27	22	
1CO-22-08	M22X1.5	3/4"X16	15	11	14	29	24	27	
1CO-22-10	M22X1.5	7/8"X14	15	12.7	15.3	30	27	27	
1CO-22-12	M22X1.5	1.1/16"X12	15	15.09	11.91	30	32	27	
1CO-26-08	M26X1.5	3/4"X16	18	11	14.5	31	27	32	
1CO-26-10	M26X1.5	7/8"X14	18	12.7	14.8	31	27	32	
1CO-30-08	M30X2	3/4"X16	18	11.13	13.87	33	32	36	16 L
1CO-30-10	M30X2	7/8"X14	22	12.7	16.8	33	32	36	
1CO-30-12	M30X2	1.1/16"X12	22	15	16.5	33	32	36	
1CO-30-16	M30X2	1.5/16"X12	22	15	17.5	34	41	36	
1CO-36-12	M36X2	1.1/16"X12	28	15.09	14.41	34	41	41	
1CO-36-16	M36X2	1.5/16"X12	28	15	17.5	34	41	41	
1CO-45-16	M45X2	1.5/16"X12	35	15	17.5	39	46	50	
1CO-45-20	M45X2	1.5/8"X12	35	15.09	16.41	39	50	50	
1CO-52-20	M52X2	1.5/8"X12	42	15.09	15.91	42	55	60	
1DO-16-04	M16X1.5	7/16"X20	8	9	15	30	17	19	
1DO-18-06	M18X1.5	9/16"X18	10	10	14.5	31	19	22	
1DO-20-06	M20X1.5	9/16"X18	12	10	14.5	31	22	24	
1DO-20-08	M20X1.5	3/4"X16	12	11	17.5	34	24	24	40 S
1DO-24-08	M24X1.5	3/4"X16	16	11	15.5	34	24	30	
1DO-24-10	M24X1.5	7/8"X14	16	12.7	18.8	37	27	30	
1DO-30-08	M30X2	3/4"X16	20	11	20.5	42	32	36	
1DO-30-10	M30X2	7/8"X14	20	12.7	20.8	42	32	36	
1DO-30-12	M30X2	1.1/16"X12	20	15	20.5	42	32	36	
1DO-36-12	M36X2	1.1/16"X12	25	15.09	19.91	47	41	46	
1DO-36-16	M36X2	1.5/16"X12	25	15	23	47	41	46	
1DO-42-16	M42X2	1.5/16"X12	30	15	23.5	50	46	50	
1DO-42-20	M42X2	1.5/8"X12	30	15	23.5	50	50	50	
1DO-52-20	M52X2	1.5/8"X12	38	15.09	22.9	53.9	55	60	31.5 S

NOTE: In case if you are interested to order the adapter in complete set with cutting ring and nut, it is necessary to insert suffix "RN" after our part NO., For example 1DO-30-12RN.

METRIC ADAPTERS



BSPT MALE

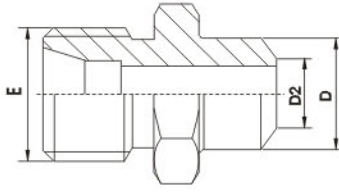
1CT-SP / 1DT-SP

1CT-SP/RN 1DT-SP/RN

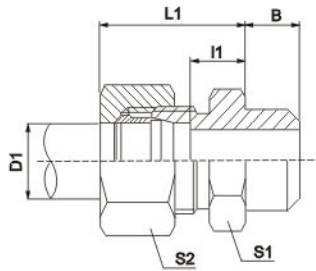
PART NO.	THREAD		TUBE O.D.	DIMENSIONS				MPa	
	E	F	D	I1	L1	S1	S2		
1CT-12-02SP	M12X1.5	R 1/8"X28	6	13	28	12	14	25 L	
1CT-12-04SP	M12X1.5	R 1/4"X19	8	8		14	14		
1CT-14-04SP	M14X1.5	R 1/4"X19	8	16.5	31.5	14	17		
1CT-14-06SP	M14X1.5	R 3/8"X19	8	17.6	32.6	19	17		
1CT-16-04SP	M16X1.5	R 1/4"X19	10	17.5	32.5	17	19		
1CT-16-06SP	M16X1.5	R 3/8"X19	10	18.6	33.6	19	19		
1CT-16-08SP	M16X1.5	R 1/2"X14	10	21.8	36.8	22	19		
1CT-16-12SP	M16X1.5	R 3/4"X14	10	21.5	36.5	30	19		
1CT-18-04SP	M18X1.5	R 1/4"X19	12	18.5	33.5	19	22		
1CT-18-06SP	M18X1.5	R 3/8"X19	12	18.6	33.6	19	22		
1CT-18-08SP	M18X1.5	R 1/2"X14	12	21.8	36.8	22	22		
1CT-22-08SP	M22X1.5	R 1/2"X14	15	22.8	37.8	27	27		
1CT-26-08SP	M26X1.5	R 1/2"X14	18	23.3	39.8	27	32	16 L	
1CT-26-12SP	M26X1.5	R 3/4"X14	18	22	38.5	30	32		
1CT-30-12SP	M30X2	R 3/4"X14	22	24	40.5	32	36		
1CT-36-16SP	M36X2	R 1"X11	28	29.6	46.1	38	41		
1CT-36-20SP	M36X2	R 1.1/4"X11	28	29.3	45.8	46	41		
1CT-45-16SP	M45X2	R 1"X11	35	29.6	51.1	46	50		
1CT-45-20SP	M45X2	R 1.1/4"X11	35	28.3	49.8	46	50		
1CT-52-20SP	M52X2	R 1.1/4"X11	42	29.8	52.8	55	60		
1CT-52-24SP	M52X2	R 1.1/2"X11	42	29.8	52.8	55	60		
1DT-14-04SP	M14X1.5	R 1/4"X19	6	13	36.5	17	17		40 S
1DT-16-04SP	M16X1.5	R 1/4"X19	8	21.5	36.5	17	19		
1DT-18-04SP	M18X1.5	R 1/4"X19	10	21	37.5	19	22		
1DT-20-04SP	M20X1.5	R 1/4"X19	12	23	39.5	22	24		
1DT-20-06SP	M20X1.5	R 3/8"X19	12	23.1	39.6	22	24		
1DT-22-06SP	M22X1.5	R 3/8"X19	14	24.6	42.6	24	27		
1DT-22-08SP	M22X1.5	R 1/2"X14	14	27.8	45.8	24	27		
1DT-24-06SP	M24X1.5	R 3/8"X19	16	24.1	42.6	27	30		
1DT-24-08SP	M24X1.5	R 1/2"X14	16	27.3	45.8	27	30		
1DT-30-12SP	M30X2	R 3/4"X14	20	28	49.5	32	36	25 S	
1DT-36-12SP	M36X2	R 3/4"X14	25	29.5	53.5	38	46		
1DT-36-16SP	M36X2	R 1"X11	25	34.1	58.1	38	46		
1DT-42-16SP	M42X2	R 1"X11	30	35.6	62.1	46	50		
1DT-42-20SP	M42X2	R 1.1/4"X11	30	34.3	60.8	46	50		
1DT-52-20SP	M52X2	R 1.1/4"X11	38	36.8	67.8	55	60		
1DT-52-24SP	M52X2	R 1.1/2"X11	38	36.8	67.8	55	60		

NOTE: In case if you are interested to order the adapter in complete set with cutting ring and nut, it is necessary to insert suffix "RN" after our part NO., For example 1DT-22-08SP/RN.

METRIC ADAPTERS



1CW / 1DW



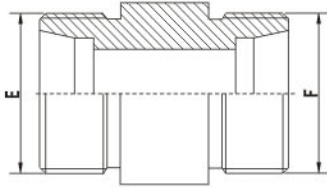
1CW-RN / 1DW-RN

WELD FITTINGS

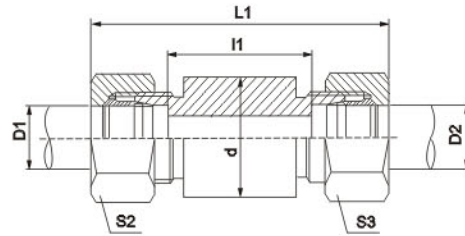
PART NO.	THREAD	TUBE O.D.		DIMENSIONS						MPa	
	E	D1	D2	B	D	I1	L1	S1	S2		
1CW-12-06	M12X1.5	6	6	7	10	7	22	12	14	31.5 L	
1CW-14-08	M14X1.5	8	8	8	12	8	23	14	17		
1CW-16-10	M16X1.5	10	10	8	14	9	24	17	19		
1CW-18-12	M18X1.5	12	12	8	16	10	25	19	22		
1CW-22-15	M22X1.5	15	15	10	19	11	26	22	27		
1CW-26-18	M26X1.5	18	18	10	22	11.5	28	27	32		
1CW-26-22	M26X1.5	18	18	10	27	13.5	28	27	32	16 L	
1CW-30-22	M30X2	22	22	12	27	13.5	30	32	36		
1CW-30-25	M30X2	22	22	12	31	13.5	30	32	36		
1CW-36-28	M36X2	28	28	12	32	16.5	33	38	41		
1CW-45-35	M45X2	35	35	14	40	14.5	36	46	50		
1CW-52-42	M52X2	42	42	16	46	16	39	55	60		
1DW-14-06	M14X1.5	6	6	7	11	11	26	14	17	63 S	
1DW-16-08	M16X1.5	8	8	8	13	13	28	17	19		
1DW-18-10	M18X1.5	10	10	8	15	12.5	29	19	22		
1DW-20-12	M20X1.5	12	12	10	17	14.5	31	22	24		
1DW-22-14	M22X1.5	14	14	10	19	16	34	24	27		
1DW-24-16	M24X1.5	16	16	10	21	15.5	34	27	30		
1DW-30-20	M30X2	20	20	12	26	17.5	39	32	36	40 S	
1DW-36-25	M36X2	25	25	12	31	20	44	41	46		
1DW-42-30	M42X2	30	30	14	36	20.5	47	46	50		
1DW-52-38	M52X2	38	38	16	44	23	54	55	60		
										31.5	S

NOTE: In case if you are interested to order the adapter in complete set with cutting ring and nut, it is necessary to insert suffix "RN" after our part NO., For example 1DW-20-12RN.

METRIC ADAPTERS



1C-Y/1D-Y



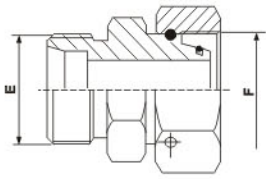
1C-Y/RN 1D-Y/RN

CYLINDER STRAIGHT BULKHEAD

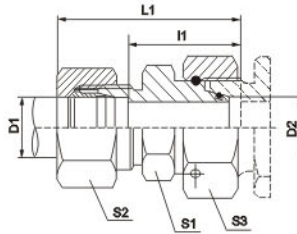
PART NO.	THREAD		TUBE O.D.		DIMENSIONS				MPa
	E	F	D1	D2	l1	L1	d	S2,S3	
1C-12Y	M12X1.5	M12X1.5	6	6	56	85	18	14	31.5 L
1C-14Y	M14X1.5	M14X1.5	8	8	56	85	20	17	
1C-16Y	M16X1.5	M16X1.5	10	10	58	87	22	19	
1C-18Y	M18X1.5	M18X1.5	12	12	58	87	25	22	
1C-22Y	M22X1.5	M22X1.5	15	15	70	100	28	27	
1C-26Y	M26X1.5	M26X1.5	18	18	69	101	32	32	
1C-30Y	M30X2	M30X2	22	22	73	105	36	36	16 L
1C-36Y	M36X2	M36X2	28	28	73	106	40	41	
1C-45Y	M45X2	M45X2	35	35	71	114	50	50	
1C-52Y	M52X2	M52X2	42	42	70	115	60	60	
1D-14Y	M14X1.5	M14X1.5	6	6	60	89	20	17	63 S
1D-16Y	M16X1.5	M16X1.5	8	8	60	89	22	19	
1D-18Y	M18X1.5	M18X1.5	10	10	59	91	25	22	
1D-20Y	M20X1.5	M20X1.5	12	12	59	91	28	24	
1D-22Y	M22X1.5	M22X1.5	14	14	72	107	30	27	40 S
1D-24Y	M24X1.5	M24X1.5	16	16	71	107	35	30	
1D-30Y	M30X2	M30X2	20	20	71	114	38	36	
1D-36Y	M36X2	M36X2	25	25	72	120	45	46	
1D-42Y	M42X2	M42X2	30	30	73	126	50	50	
1D-52Y	M52X2	M52X2	38	38	72	133	60	60	31.5 S

NOTE: In case if you are interested to order the adapter in complete set with cutting ring and nut, it is necessary to insert suffix "RN" after our part NO., For example 1D-36Y/RN.

METRIC ADAPTERS



2C



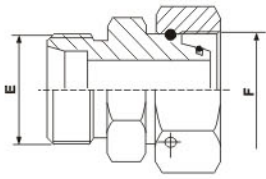
2C-RN

REDUCER TUBE ADAPTOR WITH SWIVEL NUT

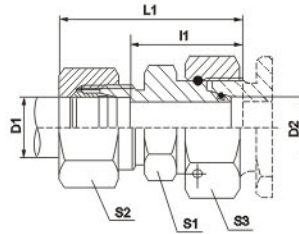
PART NO.	THREAD		TUBE O.D.		DIMENSIONS					MPa
	E	F	D1	D2	I1	L1	S1	S2	S3	
2C-12-14	M12X1.5	M14X1.5	6	8	23.5	38	12	14	17	31.5 L
2C-12-16	M12X1.5	M16X1.5	6	10	25	40	14	14	19	
2C-14-16	M14X1.5	M16X1.5	8	10	25	40	14	17	19	
2C-12-18	M12X1.5	M18X1.5	6	12	25	40	17	14	22	
2C-14-18	M14X1.5	M18X1.5	8	12	25	40	17	17	22	
2C-16-18	M16X1.5	M18X1.5	10	12	26	41	17	19	22	
2C-12-22	M12X1.5	M22X1.5	6	15	28.5	43	19	14	27	
2C-14-22	M14X1.5	M22X1.5	8	15	28.5	43	19	17	27	
2C-16-22	M16X1.5	M22X1.5	10	15	29.5	44	19	19	27	
2C-18-22	M18X1.5	M22X1.5	12	15	29.5	44	19	22	27	
2C-12-26	M12X1.5	M26X1.5	6	18	28	43	24	14	32	
2C-14-26	M14X1.5	M26X1.5	8	18	28	43	24	17	32	
2C-16-26	M16X1.5	M26X1.5	10	18	29	44	24	19	32	
2C-18-26	M18X1.5	M26X1.5	12	18	29	44	24	22	32	
2C-22-26	M22X1.5	M26X1.5	15	18	30	45	24	27	32	
2C-12-30	M12X1.5	M30X2	6	22	32	47	27	14	36	16 L
2C-14-30	M14X1.5	M30X2	8	22	32	47	27	17	36	
2C-16-30	M16X1.5	M30X2	10	22	33	48	27	19	36	
2C-18-30	M18X1.5	M30X2	12	22	33	48	27	22	36	
2C-22-30	M22X1.5	M30X2	15	22	34	49	27	27	36	
2C-26-30	M26X1.5	M30X2	18	22	33.5	50	27	32	36	
2C-12-36	M12X1.5	M36X2	6	28	34	49	36	14	41	
2C-14-36	M14X1.5	M36X2	8	28	34	49	36	17	41	
2C-16-36	M16X1.5	M36X2	10	28	35	50	36	19	41	
2C-18-36	M18X1.5	M36X2	12	28	35	50	36	22	41	
2C-22-36	M22X1.5	M36X2	15	28	36	51	36	27	41	
2C-26-36	M26X1.5	M36X2	18	28	35.5	52	36	32	41	
2C-30-36	M30X2	M36X2	22	28	37.5	54	36	36	41	
2C-12-45	M12X1.5	M45X2	6	35	37	52	41	14	50	
2C-14-45	M14X1.5	M45X2	8	35	37	52	41	17	50	
2C-16-45	M16X1.5	M45X2	10	35	38	53	41	19	50	
2C-18-45	M18X1.5	M45X2	12	35	38	53	41	22	50	
2C-22-45	M22X1.5	M45X2	15	35	39	54	41	27	50	
2C-26-45	M26X1.5	M45X2	18	35	38.5	55	41	32	50	
2C-30-45	M30X2	M45X2	22	35	40.5	57	41	36	50	
2C-36-45	M36X2	M45X2	28	35	40.5	57	41	41	50	
2C-12-52	M12X1.5	M52X2	6	42	40.5	55	50	14	60	
2C-14-52	M14X1.5	M52X2	8	42	40.5	55	50	17	60	
2C-16-52	M16X1.5	M52X2	10	42	41.5	56	50	19	60	
2C-18-52	M18X1.5	M52X2	12	42	41.5	56	50	22	60	
2C-22-52	M22X1.5	M52X2	15	42	42.5	58	50	27	60	
2C-26-52	M26X1.5	M52X2	18	42	42	58	50	32	60	
2C-30-52	M30X2	M52X2	22	42	44	60	50	36	60	
2C-36-52	M36X2	M52X2	28	42	44	61	50	41	60	
2C-45-52	M45X2	M52X2	35	42	43	65	50	50	60	

NOTE: In case if you are interested to order the adapter in complete set with cutting ring and nut, it is necessary to insert suffix "RN" after our part NO., For example 2C-30-52RN.

METRIC ADAPTERS



2D



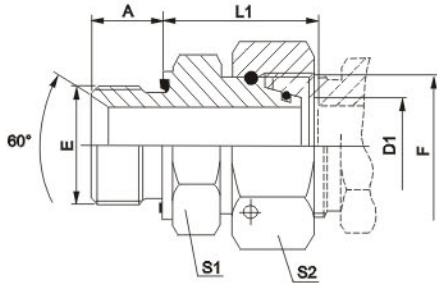
2D-RN

REDUCER TUBE ADAPTOR WITH SWIVEL NUT

PART NO.	THREAD		TUBE O.D.		DIMENSIONS					MPa
	E	F	D1	D2	I1	L1	S1	S2	S3	
2D-14-16	M14X1.5	M16X1.5	6	8	27	42	14	17	19	63 S
2D-14-18	M14X1.5	M18X1.5	6	10	27.5	42	17	17	22	
2D-14-20	M14X1.5	M20X1.5	6	12	29	44	17	17	24	
2D-14-22	M14X1.5	M22X1.5	6	14	31.5	46	19	17	27	
2D-16-18	M16X1.5	M18X1.5	8	10	27.5	42	17	19	22	
2D-16-20	M16X1.5	M20X1.5	8	12	29	44	17	19	24	
2D-16-22	M16X1.5	M22X1.5	8	14	31.5	46	19	19	27	
2D-18-20	M18X1.5	M20X1.5	10	12	31	46	19	22	24	
2D-18-22	M18X1.5	M22X1.5	10	14	31	47	19	22	27	
2D-20-22	M20X1.5	M22X1.5	12	14	31	47	22	24	27	
2D-14-24	M14X1.5	M24X1.5	6	16	32	47	22	17	30	40 S
2D-14-30	M14X1.5	M30X2	6	20	36	51	27	17	36	
2D-14-36	M14X1.5	M36X2	6	25	38.5	53	36	17	46	
2D-14-42	M14X1.5	M42X2	6	30	44	59	41	17	50	
2D-16-24	M16X1.5	M24X1.5	8	16	32	47	22	19	30	
2D-16-30	M16X1.5	M30X2	8	20	36	51	27	19	36	
2D-16-36	M16X1.5	M36X2	8	25	38.5	53	36	19	46	
2D-16-42	M16X1.5	M42X2	8	30	44	59	41	19	50	
2D-18-24	M18X1.5	M24X1.5	10	16	31.5	48	22	22	30	
2D-18-30	M18X1.5	M30X2	10	20	35.5	52	27	22	36	
2D-18-36	M18X1.5	M36X2	10	25	36	54	36	22	46	
2D-18-42	M18X1.5	M42X2	10	30	43.5	60	41	22	50	
2D-20-24	M20X1.5	M24X1.5	12	16	33.5	50	22	24	30	
2D-20-30	M20X1.5	M30X2	12	20	35.5	52	27	24	36	
2D-20-36	M20X1.5	M36X2	12	25	38	54	36	24	46	
2D-20-42	M20X1.5	M42X2	12	30	43.5	60	41	24	50	
2D-22-24	M22X1.5	M24X1.5	14	16	33	51	24	27	30	
2D-22-30	M22X1.5	M30X2	14	20	37	55	27	27	36	
2D-22-36	M22X1.5	M36X2	14	25	39.5	57	36	27	46	
2D-22-42	M22X1.5	M42X2	14	30	45	63	41	27	50	
2D-24-30	M24X1.5	M30X2	16	20	37.5	55	30	30	36	
2D-24-36	M24X1.5	M36X2	16	25	39	57	36	30	46	
2D-24-42	M24X1.5	M42X2	16	30	44.5	63	41	30	50	
2D-30-36	M30X2	M36X2	20	25	39	51	36	36	46	
2D-30-42	M30X2	M42X2	20	30	44.5	66	41	36	50	
2D-36-42	M36X2	M42X2	25	30	44	69	41	46	50	
2D-14-52	M14X1.5	M52X2	6	38	47.5	62	50	17	60	31.5 S
2D-16-52	M16X1.5	M52X2	8	38	47.5	62	50	19	60	
2D-18-52	M18X1.5	M52X2	10	38	47	63	50	22	60	
2D-20-52	M20X1.5	M52X2	12	38	47	63	50	24	60	
2D-22-52	M22X1.5	M52X2	14	38	48.5	66	50	27	60	
2D-24-52	M24X1.5	M52X2	16	38	48	66	50	30	60	
2D-30-52	M30X2	M52X2	20	38	48	70	50	36	60	
2D-36-52	M36X2	M52X2	25	38	48.5	73	50	46	60	
2D-42-52	M42X2	M52X2	30	38	49	76	50	50	60	

NOTE: In case if you are interested to order the adapter in complete set with cutting ring and nut, it is necessary to insert suffix "RN" after our part NO., For example 2D-30-52RN.

METRIC ADAPTERS

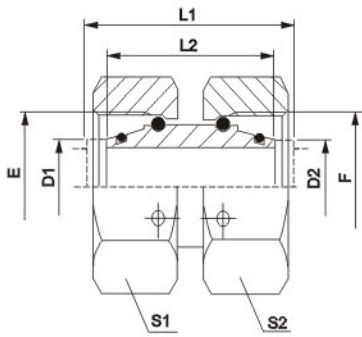


**2MC-WD
2MD-WD**

METRIC THREAD WITH CAPTIVE SEAL/
METRIC FEMALE 24° CONE O-RING SEALING

PART NO.	THREAD		D1 TUBE O.D.	SEAL	DIMENSIONS				MPa
	E	F			A	L1	S1	S2	
2MC-10-12WD	M10X1	M12X1.5	6	WD-B02	8	24.5	14	14	31.5 L
2MC-12-14WD	M12X1.5	M14X1.5	8	WD-M12	12	26.5	17	17	
2MC-14-16WD	M14X1.5	M16X1.5	10	WD-B04	12	27.5	19	19	
2MC-16-18WD	M16X1.5	M18X1.5	12	WD-M16	12	30.5	22	22	
2MC-18-22WD	M18X1.5	M22X1.5	15	WD-M18	12	31.5	24	27	
2MC-22-26WD	M22X1.5	M26X1.5	18	WD-M22	14	31.5	27	32	
2MC-26-30WD	M26X1.5	M30X2	22	WD-B12	16	32.5	32	36	16 L
2MC-33-36WD	M33X2	M36X2	28	WD-B16	18	35	41	41	
2MC-42-45WD	M42X2	M45X2	32	WD-B20	20	42.5	50	50	
2MC-48-52WD	M48X2	M52X2	42	WD-B24	22	46.5	55	60	
2MD-12-14WD	M12X1.5	M14X1.5	6	WD-M12	12	27	17	17	63 S
2MD-14-16WD	M14X1.5	M16X1.5	8	WD-B04	12	29.5	19	19	
2MD-16-18WD	M16X1.5	M18X1.5	10	WD-M16	12	32	22	22	
2MD-18-20WD	M18X1.5	M20X1.5	12	WD-M18	12	34	24	24	
2MD-20-22WD	M20X1.5	M22X1.5	14	WD-M20	14	36.5	27	27	40 S
2MD-22-24WD	M22X1.5	M24X1.5	16	WD-M22	14	37	27	30	
2MD-27-30WD	M27X2	M30X2	20	WD-B12	16	43	32	36	
2MD-33-36WD	M33X2	M36X2	25	WD-B16	18	48	41	46	
2MD-42-42WD	M42X2	M42X2	30	WD-B20	20	51	50	50	
2MD-48-52WD	M48X2	M52X2	38	WD-B24	22	60	55	60	
									31.5 S

METRIC ADAPTERS

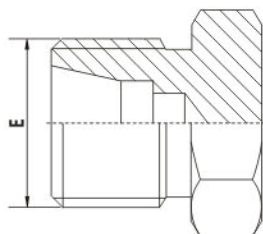


**3C
3D**

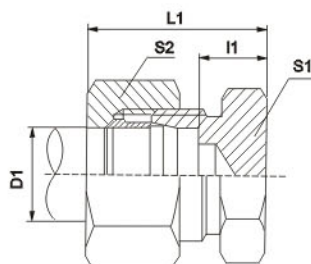
STRAIGHT TUBE ADAPTERS WITH SWIVEL NUT

PART NO.	THREAD E	TUBE O.D.	DIMENSIONS			MPa
	E	D1, D2	L1	L2	S1, S2	
3C-12	M12X1.5	6	33	32	14	31.5 L
3C-14	M14X1.5	8	33	32	17	
3C-16	M16X1.5	10	34	33	19	
3C-18	M18X1.5	12	34	33	22	
3C-22	M22X1.5	15	39	38	27	
3C-26	M26X1.5	18	41	39	32	
3C-30	M30X2	22	44	42	36	16 L
3C-36	M36X2	28	48	46	46	
3C-45	M45X2	35	52	48	50	
3C-52	M52X2	42	57	52	60	
3D-14	M14X1.5	6	33	32	17	63 S
3D-16	M16X1.5	8	34	33	19	
3D-18	M18X1.5	10	35	33	22	
3D-20	M20X1.5	12	38	36	24	
3D-22	M22X1.5	14	41	39	27	
3D-24	M24X1.5	16	42	39	30	40 S
3D-30	M30X2	20	48	44	36	
3D-36	M36X2	25	53	46	46	
3D-42	M42X2	30	62	52	50	
3D-52	M52X2	38	67	52	60	

METRIC ADAPTERS



4C / 4D



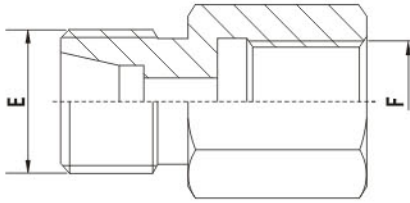
4C-RN / 4D-RN

PLUG

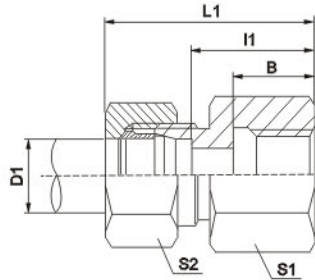
PART NO.	THREAD	TUBE O.D.	DIMENSIONS				MPa
	E	D1	I1	L1	S1	S2	
4C-12	M12X1.5	6	7	22	12	14	31.5 L
4C-14	M14X1.5	8	8	23	14	17	
4C-16	M16X1.5	10	9	24	17	19	
4C-18	M18X1.5	12	10	25	19	22	
4C-22	M22X1.5	15	11	26	24	27	
4C-26	M26X1.5	18	11.5	28	27	32	
4C-30	M30X2	22	13.5	30	32	36	16 L
4C-36	M36X2	28	14.5	31	41	41	
4C-45	M45X2	35	14.5	36	46	50	
4C-52	M52X2	42	16	39	55	60	
4D-14	M14X1.5	6	11	26	14	17	63 S
4D-16	M16X1.5	8	13	28	17	19	
4D-18	M18X1.5	10	12.5	29	19	22	
4D-20	M20X1.5	12	14.5	31	22	24	
4D-22	M22X1.5	14	16	34	24	27	
4D-24	M24X1.5	16	15.5	34	27	30	40 S
4D-30	M30X2	20	17.5	39	32	36	
4D-36	M36X2	25	20	44	38	46	
4D-42	M42X2	30	20.5	47	46	50	
4D-52	M52X2	38	23	54	55	60	31.5 S

NOTE: In case if you are interested to order the adapter in complete set with cutting ring and nut, it is necessary to insert suffix "RN" after our part NO., For example 4C-30RN.

METRIC ADAPTERS



**5CM
5DM**



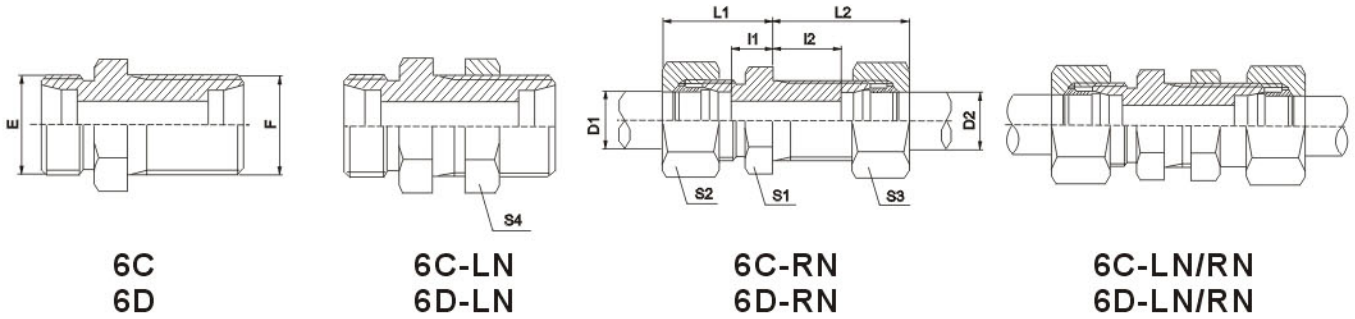
**5CM-RN
5DM-RN**

METRIC FEMALE

PART NO.	THREAD		TUBE O.D. D1	DIMENSIONS					MPa
	E	F		B	I1	L1	S1	S2	
5CM-12-10	M12X1.5	M10X1	6	12.5	19.5	34	14	14	25 L
5CM-14-12	M14X1.5	M12X1.5	8	17	24	39	17	17	
5CM-16-14	M16X1.5	M14X1.5	10	17	25	40	19	19	
5CM-18-16	M18X1.5	M16X1.5	12	17	26	41	22	22	
5CM-22-18	M22X1.5	M18X1.5	15	17	28	43	24	27	
5CM-26-22	M26X1.5	M22X1.5	18	19	29.5	46	30	32	
5CM-30-26	M30X2	M26X1.5	22	21	34.5	51	32	36	16 L
5CM-36-33	M36X2	M33X2	28	24	37.5	54	41	41	
5CM-45-42	M45X2	M42X2	35	26	40.5	62	55	50	
5CM-52-48	M52X2	M48X2	42	28	42	65	60	60	
5DM-14-12	M14X1.5	M12X1.5	6	17	26	41	17	17	63 S
5DM-16-14	M16X1.5	M14X1.5	8	17	26	41	19	19	
5DM-18-16	M18X1.5	M16X1.5	10	17	26.5	43	22	22	
5DM-20-18	M20X1.5	M18X1.5	12	17	27.5	44	24	24	
5DM-22-20	M22X1.5	M20X1.5	14	19	31	49	27	27	40 S
5DM-24-22	M24X1.5	M22X1.5	16	19	30.5	49	30	30	
5DM-30-27	M30X2	M27X1.5	20	22	34.5	56	36	36	
5DM-36-33	M36X2	M33X2	25	24	37	61	41	46	
5DM-42	M42X2	M42X2	30	26	41.5	68	55	50	
5DM-52-48	M52X2	M48X2	38	28	43	74	60	60	25 S

NOTE: In case if you are interested to order the adapter in complete set with cutting ring and nut, it is necessary to insert suffix "RN" after our part NO., For example 5DM-30-27RN.

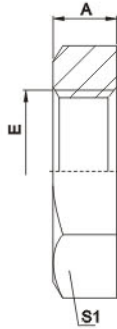
METRIC ADAPTERS



STRAIGHT BULKHEAD FITTINGS

PART NO.	THREAD		TUBE O.D.		DIMENSIONS							MPa
	E	F	D1	D2	I1	I2	L1	L2	S1	S2,S3	S4	
6C-12	M12X1.5	M12X1.5	6	6	7	27	22	42	17	14	17	31.5 L
6C-14	M14X1.5	M14X1.5	8	8	8	27	23	42	19	17	19	
6C-16	M16X1.5	M16X1.5	10	10	10	28	25	43	22	19	22	
6C-18	M18X1.5	M18X1.5	12	12	10	29	25	44	24	22	24	
6C-22	M22X1.5	M22X1.5	15	15	12	31	27	46	27	27	30	
6C-26	M26X1.5	M26X1.5	18	18	13.5	32.5	30	49	32	32	36	
6C-30	M30X2	M30X2	22	22	16.5	34.5	33	51	36	36	41	16 L
6C-36	M36X2	M36X2	28	28	18.5	35.5	35	52	41	41	46	
6C-45	M45X2	M45X2	35	35	18.5	36.5	40	58	50	50	55	
6C-52	M52X2	M52X2	42	42	19	36	42	59	60	60	65	
6D-14	M14X1.5	M14X1.5	6	6	12	29	27	44	19	17	19	63 S
6D-16	M16X1.5	M16X1.5	8	8	13	29	28	44	22	19	22	
6D-18	M18X1.5	M18X1.5	10	10	14.5	29.5	31	46	24	22	24	
6D-20	M20X1.5	M20X1.5	12	12	14.5	30.5	31	47	27	24	27	
6D-22	M22X1.5	M22X1.5	14	14	17	32	35	50	30	27	30	40 S
6D-24	M24X1.5	M24X1.5	16	16	16.5	31.5	35	50	32	30	32	
6D-30	M30X2	M30X2	20	20	17.5	33.5	39	55	41	36	41	
6D-36	M36X2	M36X2	25	25	20	35	44	59	46	46	46	
6D-42	M42X2	M42X2	30	30	21.5	37.5	48	64	50	50	50	31.5 S
6D-52	M52X2	M52X2	38	38	22	37	53	68	65	60	65	

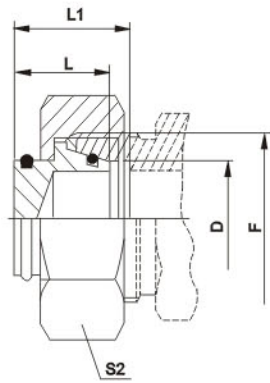
NOTE: In case if you are interested to order the adapter with lock nut, please insert suffix "LN" after our part No., for example 6C-30LN, order the adapter with cutting ring and nut, insert suffix "RN" after part NO., for example 6C-30RN, order the adapter with lock nut and cutting ring and nut, insert suffix "LN/RN" after part NO., for example 6C-30LN/RN



8C

METRIC LOCK NUT

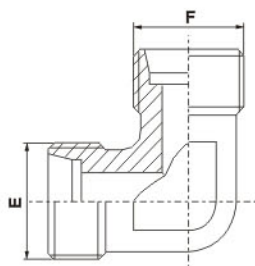
PART NO.	THREAD	DIMENSIONS	
	E	A	S1
8C-10	M10X1	6	14
8C-12	M12X1.5	7.5	17
8C-14	M14X1.5	7.5	19
8C-16	M16X1.5	7.5	22
8C-18	M18X1.5	7.5	24
8C-20	M20X1.5	8	27
8C-22	M22X1.5	8	27
8C-24	M24X1.5	8	30
8C-26	M26X1.5	8	32
8C-27D	M27X1.5	10	32
8C-30	M30X2	10	36
8C-30D	M30X1.5	10	36
8C-33	M33X2	10	41
8C-36	M36X2	10	41
8C-38	M38X2	10	46
8C-42	M42X2	10	50
8C-45	M45X2	10	55
8C-52	M52X2	10	60



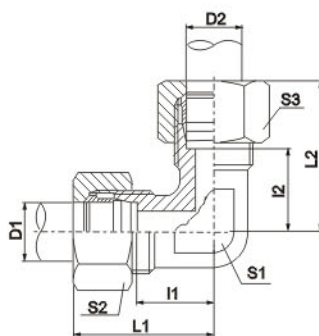
FEMALE PLUG

9C / 9D

PART NO.	THREAD	TUBE O.D.	DIMENSIONS			MPa
	F	D	L	L1	L2	
9C-12	M12X1.5	6	15.5	17.5	14	31.5 L
9C-14	M14X1.5	8	15.5	18	17	
9C-16	M16X1.5	10	16.5	18	19	
9C-18	M18X1.5	12	18	19.5	22	
9C-22	M22X1.5	15	19.5	20	27	
9C-26	M26X1.5	18	20	22	32	
9C-30	M30X2	22	21.5	22.5	36	16 L
9C-36	M36X2	28	22.5	24.5	41	
9C-45	M45X2	35	25	29	55	
9C-52	M52X2	42	27	31.5	60	
9D-14	M14X1.5	6	16	18	17	63 S
9D-16	M16X1.5	8	16.5	18.5	19	
9D-18	M18X1.5	10	18	20	22	
9D-20	M20X1.5	12	18.5	20.5	24	
9D-22	M22X1.5	14	19	21.5	27	
9D-24	M24X1.5	16	18.5	21.5	30	40 S
9D-30	M30X2	20	22.5	25	36	
9D-36	M36X2	25	23.5	28.5	46	
9D-42	M42X2	30	25.5	32	50	
9D-52	M52X2	38	26.5	36	60	



1C9 / 1D9



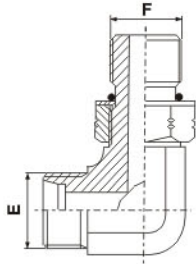
1C9-RN / 1D9-RN

90° ELBOW FITTINGS

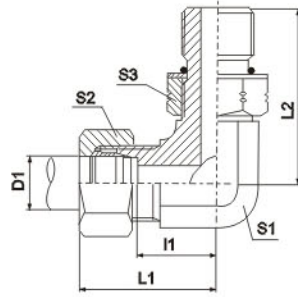
PART NO.	THREAD		TUBE O.D.		DIMENSIONS				MPa
	E	F	D1	D2	I1,I2	L1,L2	S1	S2,S3	
1C9-12	M12X1.5	M12X1.5	6	6	12	27	12	14	31.5 L
1C9-14	M14X1.5	M14X1.5	8	8	14	29	12	17	
1C9-16	M16X1.5	M16X1.5	10	10	15	30	14	19	
1C9-18	M18X1.5	M18X1.5	12	12	17	32	17	22	
1C9-22	M22X1.5	M22X1.5	15	15	21	36	19	27	
1C9-26	M26X1.5	M26X1.5	18	18	23.5	40	24	32	
1C9-30	M30X2	M30X2	22	22	27.5	44	27	36	16 L
1C9-36	M36X2	M36X2	28	28	30.5	47	36	41	
1C9-45	M45X2	M45X2	35	35	34.5	56	41	50	
1C9-52	M52X2	M52X2	42	42	40	63	50	60	
1D9-14	M14X1.5	M14X1.5	6	6	16	31	12	17	63 S
1D9-16	M16X1.5	M16X1.5	8	8	17	32	14	19	
1D9-18	M18X1.5	M18X1.5	10	10	17.5	34	17	22	
1D9-20	M20X1.5	M20X1.5	12	12	21.5	38	17	24	
1D9-22	M22X1.5	M22X1.5	14	14	22	40	19	27	
1D9-24	M24X1.5	M24X1.5	16	16	24.5	43	24	30	40 S
1D9-30	M30X2	M30X2	20	20	26.5	48	27	36	
1D9-36	M36X2	M36X2	25	25	30	54	36	46	
1D9-42	M42X2	M42X2	30	30	35.5	62	41	50	
1D9-52	M52X2	M52X2	38	38	41	72	50	60	31.5 S

NOTE: In case if you are interested to order the adapter in complete set with cutting ring and nut, it is necessary to insert suffix "RN" after our part NO., For example 1C9-30RN.

METRIC ADAPTERS



1CO9-OG
1DO9-OG



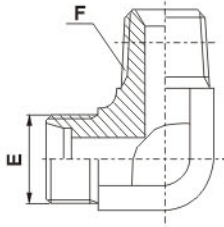
1CO9-OG/RN
1DO9-OG/RN

90° ELBOW UN, UNF THREAD ADJUSTABLE
STUD ENDS WITH O-RING SEALING ISO 11926

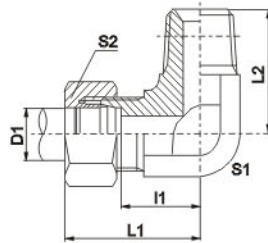
PART NO.	THREAD		TUBE O.D. D1	DIMENSIONS						MPa
	E	F		I1	L1	L2	S1	S2	S3	
1CO9-12-04OG	M12X1.5	7/16"X20	6	13	28	27.2	11	14	17	31.5 L
1CO9-14-06OG	M14X1.5	9/16"X18	8	15.5	30.5	31.8	14	17	19	
1CO9-16-06OG	M16X1.5	9/16"X18	10	17.5	32.5	33.3	16	19	19	
1CO9-18-08OG	M18X1.5	3/4"X16	12	19	34	37.5	19	22	24	
1CO9-22-10OG	M22X1.5	7/8"X14	15	22	37	44	22	27	27	
1CO9-22-08OG	M22X1.5	3/4"X16	15	22	37	39.5	22	27	24	
1CO9-26-12OG	M26X1.5	1.1/16"X12	18	25.5	42	51	27	32	32	
1CO9-30-12OG	M30X2	1.1/16"X12	22	29.3	45.8	53.5	30	36	32	
1CO9-36-12OG	M36X2	1.1/16"X12	28	33.5	47.8	57.5	36	41	41	
1CO9-36-16OG	M36X2	1.5/16"X12	28	33.3	49.8	57.5	36	41	41	
1CO9-45-20OG	M45X2	1.5/8"X12	35	39.2	60.7	63	48	50	50	16 L
1CO9-52-24OG	M52X2	1.7/8"X12	42	44.8	67.8	70.5	55	60	55	
1DO9-14-04OG	M14X1.5	7/16"X20	6	17.5	32.5	30	14	17	17	63 S
1DO9-16-06OG	M16X1.5	9/16"X18	8	18.7	33.7	33.3	16	19	19	
1DO9-18-06OG	M18X1.5	9/16"X18	10	19.5	36	33.5	19	22	19	
1DO9-18-08OG	M18X1.5	3/4"X16	10	19.5	36	37.5	19	22	24	
1DO9-20-08OG	M20X1.5	3/4"X16	12	19.5	36	37.5	19	24	24	
1DO9-22-10OG	M22X1.5	7/8"X14	14	23	41	44	22	27	27	
1DO9-24-10OG	M24X1.5	7/8"X14	16	24	42.5	46.5	24	30	27	40 S
1DO9-30-12OG	M30X2	1.1/16"X12	20	28.3	49.8	53.5	30	36	32	
1DO9-36-16OG	M36X2	1.5/16"X12	25	32.8	56.8	57.5	36	46	41	
1DO9-42-20OG	M42X2	1.5/8"X12	30	36.2	62.7	59.5	41	50	50	
1DO9-52-24OG	M52X2	1.7/8"X12	38	45.8	76.8	70.5	55	60	55	

NOTE: In case if you are interested to order the adapter in complete set with cutting ring and nut, it is necessary to insert suffix "RN" after our part NO., For example 1CO9-30-12OG/RN.

METRIC ADAPTERS



1CT9-SP
1DT9-SP

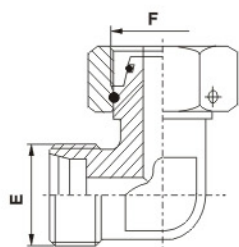


1CT9-SP/RN
1DT9-SP/RN

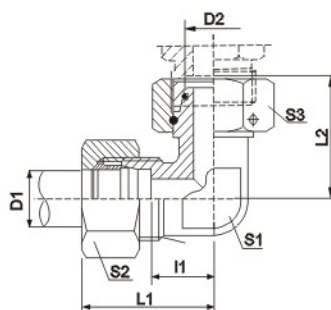
90° ELBOW BSPT MALE

PART NO.	THREAD		TUBE O.D. D1	DIMENSIONS					MPa
	E	F		I1	L1	L2	S1	S2	
1CT9-12-02SP	M12X1.5	R 1/8"X28	6	13	28	21	11	14	25 L
1CT9-12-04SP	M12X1.5	R 1/4"X19	6	15.5	30.5	25.5	14	14	
1CT9-14-02SP	M14X1.5	R 1/8"X28	8	15.5	30.5	23.5	14	17	
1CT9-14-04SP	M14X1.5	R 1/4"X19	8	15.5	30.5	25.5	14	17	
1CT9-16-04SP	M16X1.5	R 1/4"X19	10	17.5	32.5	26.5	16	19	
1CT9-16-06SP	M16X1.5	R 3/8"X19	10	17.5	32.5	28.5	16	19	
1CT9-16-08SP	M16X1.5	R 1/2"X14	10	21	36	36	22	19	
1CT9-18-04SP	M18X1.5	R 1/4"X19	12	21	34	28	19	22	
1CT9-18-06SP	M18X1.5	R 3/8"X19	12	19	34	30.5	19	22	
1CT9-18-08SP	M18X1.5	R 1/2"X14	12	21	36	36	22	22	
1CT9-22-06SP	M22X1.5	R 3/8"X19	15	22	37	32.5	22	27	
1CT9-22-08SP	M22X1.5	R 1/2"X14	15	22	37	36	22	27	
1CT9-22-12SP	M22X1.5	R 3/4"X14	15	25.5	40.5	43.5	27	27	
1CT9-26-08SP	M26X1.5	R 1/2"X14	18	25.5	42	39.5	27	32	
1CT9-26-12SP	M26X1.5	R 3/4"X14	18	25.5	42	43.5	27	32	
1CT9-30-12SP	M30X2	R 3/4"X14	22	29.5	45.8	45.3	30	36	
1CT9-30-16SP	M30X2	R 1"X11	22	31.5	48	50	33	36	
1CT9-36-16SP	M36X2	R 1"X11	28	33.3	49.8	52	36	41	
1CT9-36-20SP	M36X2	R 1.1/4"X11	28	36.2	52.7	57	41	41	
1CT9-45-20SP	M45X2	R 1.1/4"X11	35	39.2	60.7	61	48	50	
1CT9-52-24SP	M52X2	R 1.1/2"X11	42	44.8	67.8	68	55	60	
1DT9-14-04SP	M14X1.5	R 1/4"X19	6	17.5	32.5	25.5	14	17	
1DT9-16-04SP	M16X1.5	R 1/4"X19	8	18.7	33.7	26.5	16	19	
1DT9-18-06SP	M18X1.5	R 3/8"X19	10	19.5	36	30.5	19	22	
1DT9-20-04SP	M20X1.5	R 1/4"X19	12	19.5	36	28	19	24	
1DT9-20-06SP	M20X1.5	R 3/8"X19	12	19.5	36	30.5	19	24	
1DT9-22-06SP	M22X1.5	R 3/8"X19	14	23	41	32.5	22	27	
1DT9-22-08SP	M22X1.5	R 1/2"X14	14	23	41	36	22	27	
1DT9-24-06SP	M24X1.5	R 3/8"X19	16	24	42.5	33.5	24	30	
1DT9-24-08SP	M24X1.5	R 1/2"X14	16	24	42.5	37.3	24	30	
1DT9-30-08SP	M30X2	R 1/2"X14	20	28.3	49.8	41	30	36	
1DT9-30-12SP	M30X2	R 3/4"X14	20	28.3	49.8	45.3	30	36	
1DT9-36-12SP	M36X2	R 3/4"X14	25	33.3	57.3	52	36	46	
1DT9-36-16SP	M36X2	R 1"X11	25	32.8	56.8	52.5	36	46	
1DT9-42-16SP	M42X2	R 1"X11	30	36.2	62.7	56.5	41	50	
1DT9-42-20SP	M42X2	R 1.1/4"X11	30	36.2	62.7	57	41	50	
1DT9-52-20SP	M52X2	R 1.1/4"X11	38	45.8	76.8	67	55	60	
1DT9-52-24SP	M52X2	R 1.1/2"X11	38	45.8	76.8	68	55	60	

NOTE: In case if you are interested to order the adapter in complete set with cutting ring and nut, it is necessary to insert suffix "RN" after our part NO., For example 1CT9-30-12SP/RN.



2C9 / 2D9



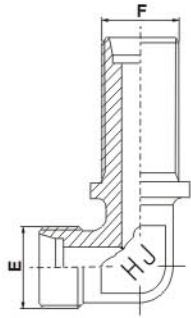
2C9-RN / 2D9-RN

**90° ELBOW REDUCER TUBE
ADAPTOR WITH SWIVEL NUT**

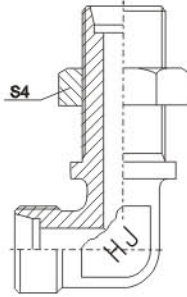
PART NO.	THREAD	TUBE O.D.	DIMENSIONS						MPa
	E, F	D1, D2	I1	L1	L2	S1	S2	S3	
2C9-12	M12X1.5	6	12	27	26	12	14	14	31.5 L
2C9-14	M14X1.5	8	14	29	27.5	12	17	17	
2C9-16	M16X1.5	10	15	30	29	14	19	19	
2C9-18	M18X1.5	12	17	32	29.5	17	22	22	
2C9-22	M22X1.5	15	21	36	32.5	19	27	27	
2C9-26	M26X1.5	18	23.5	41	35.5	24	32	32	
2C9-30	M30X2	22	27.5	44	38.5	27	36	36	16 L
2C9-36	M36X2	28	30.5	47	41.5	36	41	41	
2C9-45	M45X2	35	34.5	56	51	41	50	50	
2C9-52	M52X2	42	40	63	56	50	60	60	
2D9-14	M14X1.5	6	16	31	27	12	17	17	63 S
2D9-16	M16X1.5	8	17	32	27.5	14	19	19	
2D9-18	M18X1.5	10	17.5	34	30	17	22	22	
2D9-20	M20X1.5	12	21.5	38	31	17	24	24	
2D9-22	M22X1.5	14	22	40	35	19	27	27	40 S
2D9-24	M24X1.5	16	24.5	43	36.5	24	30	30	
2D9-30	M30X2	20	26.5	48	44.5	27	36	36	
2D9-36	M36X2	25	30	54	50	36	46	46	
2D9-42	M42X2	30	35.5	62	55	41	50	50	31.5 S
2D9-52	M52X2	38	41	72	63	50	60	60	

NOTE: In case if you are interested to order the adapter in complete set with cutting ring and nut, it is necessary to insert suffix "RN" after our part NO., For example 2C9-30RN.

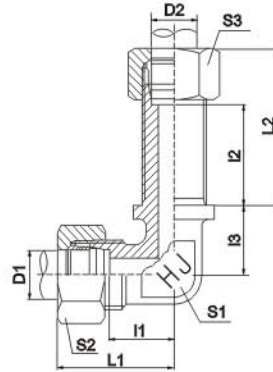
METRIC ADAPTERS



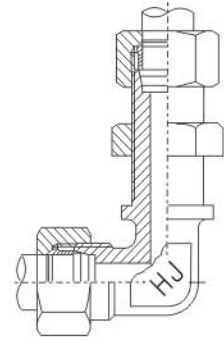
**6C9
6D9**



**6C9-LN
6D9-LN**



**6C9-RN
6D9-RN**



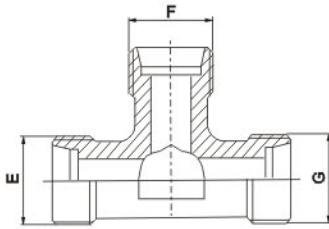
**6C9-LN/RN
6D9-LN/RN**

90° ELBOW BULKHEAD FITTINGS

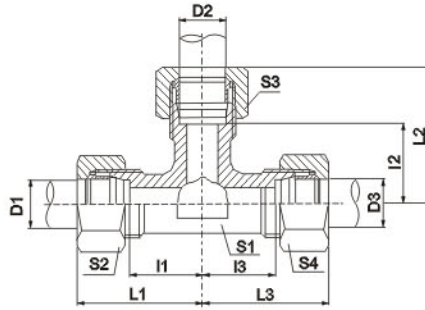
PART NO.	THREAD	TUBE O.D.	DIMENSIONS								MPa
	E, F	D1, D2	I1	I2	I3	L1	L2	S1	S2,S3	S4	
6C9-12	M12X1.5	6	12	27	14	42	27	12	14	17	31.5 L
6C9-14	M14X1.5	8	14	27	17	42	29	12	17	19	
6C9-16	M16X1.5	10	15	28	18	43	30	14	19	22	
6C9-18	M18X1.5	12	17	29	20	44	32	17	22	24	
6C9-22	M22X1.5	15	21	31	23	46	36	19	27	30	
6C9-26	M26X1.5	18	23.5	32.5	24	49	40	24	32	36	
6C9-30	M30X2	22	27.5	34.5	30	51	44	27	36	41	16 L
6C9-36	M36X2	28	30.5	35.5	34	52	47	36	41	46	
6C9-45	M45X2	35	34.5	36.5	39	58	56	41	50	55	
6C9-52	M52X2	42	40	36	43	59	63	50	60	65	
6D9-14	M14X1.5	6	16	29	17	44	31	12	17	19	63 S
6D9-16	M16X1.5	8	17	29	18	44	32	14	19	22	
6D9-18	M18X1.5	10	17.5	29.5	20	46	34	17	22	24	
6D9-20	M20X1.5	12	21.5	30.5	21	47	38	17	24	27	
6D9-22	M22X1.5	14	22	32	23	50	40	19	27	30	40 S
6D9-24	M24X1.5	16	24.5	31.5	24	50	43	24	30	32	
6D9-30	M30X2	20	26.5	33.5	30	55	48	27	36	41	
6D9-36	M36X2	25	30	35	34	59	54	36	46	46	
6D9-42	M42X2	30	35.5	37.5	39	64	62	41	50	50	31.5 S
6D9-52	M52X2	38	41	37	43	68	72	50	60	65	

NOTE: In case if you are interested to order the adapter with lock nut, please insert suffix "LN" after our part No., for example 6C9-30LN, order the adapter with cutting ring and nut, insert suffix "RN" after part NO., for example 6C9-30RN, order the adapter with lock nut and cutting ring and nut, insert suffix "LN/RN" after part NO., for example 6C9-30LN/RN

METRIC ADAPTERS



AC / AD



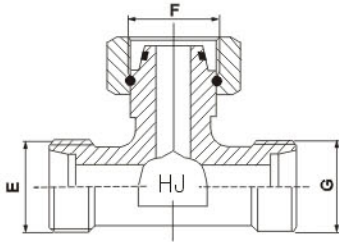
AC-RN / AD-RN

EQUAL TEES

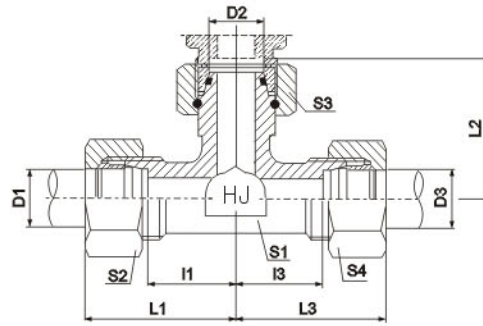
PART NO.	THREAD E	TUBE O.D.	DIMENSIONS				MPa	
	E, F, G	D1, D2, D3	I1, I2, I3	L1, L2, L3	S1	S2, S3, S4		
AC-08	M8X1	4	11	21	9	10	10	
AC-10	M10X1	5	9.5	21	9	12		
AC-10A	M10X1	6	9.5	21	9	12		
AC-12A	M12X1	8	11.5	23	12	14	LL	
AC-12	M12X1.5	6	12	27	12	14		
AC-14	M14X1.5	8	14	29	12	17	25	
AC-16	M16X1.5	10	15	30	14	19		
AC-18	M18X1.5	12	17	32	17	22		
AC-22	M22X1.5	15	21	36	19	27		
AC-26	M26X1.5	18	23.5	40	24	32		
AC-30	M30X2	22	27.5	44	27	36	16	
AC-36	M36X2	28	30.5	47	36	41		
AC-45	M45X2	35	34.5	56	41	50		
AC-52	M52X2	42	40	63	50	60		
AD-14	M14X1.5	6	16	31	12	17	63	
AD-16	M16X1.5	8	17	32	14	19		
AD-18	M18X1.5	10	17.5	34	17	22		
AD-20	M20X1.5	12	21.5	38	17	24		
AD-22	M22X1.5	14	22	40	19	27		
AD-24	M24X1.5	16	24.6	43	24	30	40	
AD-30	M30X2	20	26.5	48	27	36		
AD-36	M36X2	25	30	54	36	46		
AD-42	M42X2	30	35.5	62	41	50		
AD-52	M52X2	38	41	72	50	60	31.5	S

NOTE: In case if you are interested to order the adapter in complete set with cutting ring and nut, it is necessary to insert suffix "RN" after our part NO., For example AC-22RN.

METRIC ADAPTERS



BC / BD

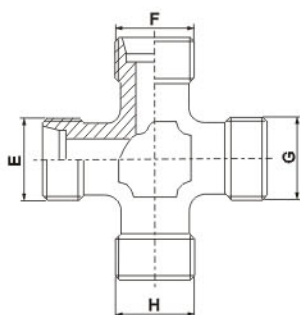


BC-RN / BD-RN

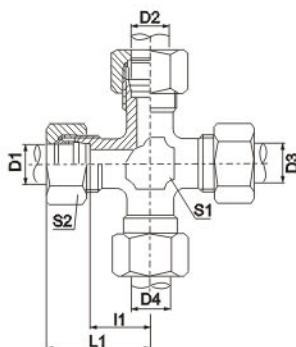
**BRANCH TEE FITTINGS
WITH SWIVEL NUT**

PART NO.	THREAD		TUBE O.D.		DIMENSIONS						MPa	
	E, G	F	D1, D3	D2	I1, I3	L1, L3	L2	S1	S2, S4	S3		
BC-12	M12X1.5	M12X1.5	6	6	12	27	26	12	14	14	31.5 L	
BC-14	M14X1.5	M14X1.5	8	8	14	29	27.5	12	17	17		
BC-16	M16X1.5	M16X1.5	10	10	15	30	29	14	19	19		
BC-18	M18X1.5	M18X1.5	12	12	17	32	29.5	17	22	22		
BC-22	M22X1.5	M22X1.5	15	15	21	36	32.5	19	27	27		
BC-26	M26X1.5	M26X1.5	18	18	23.5	40	35.5	24	32	32		
BC-30	M30X2	M30X2	22	22	27.5	44	38.5	27	36	36	16 L	
BC-36	M36X2	M36X2	28	28	30.5	47	41.5	36	41	41		
BC-45	M45X2	M45X2	35	35	34.5	56	51	41	50	50		
BC-52	M52X2	M52X2	42	42	40	63	56	50	60	60		
BD-14	M14X1.5	M14X1.5	6	6	16	31	27	12	17	17	63 S	
BD-16	M16X1.5	M16X1.5	8	8	17	32	27.5	14	19	19		
BD-18	M18X1.5	M18X1.5	10	10	17.5	34	30	17	22	22		
BD-20	M20X1.5	M20X1.5	12	12	21.5	38	31	17	24	24		
BD-22	M22X1.5	M22X1.5	14	14	22	40	35	19	27	27		
BD-24	M24X1.5	M24X1.5	16	16	24.5	43	36.5	24	30	30	40 S	
BD-30	M30X2	M30X2	20	20	26.5	48	44.5	27	36	36		
BD-36	M36X2	M36X2	25	25	30	54	50	36	46	46		
BD-42	M42X2	M42X2	30	30	35.5	62	55	41	50	50		
BD-52	M52X2	M52X2	38	38	41	72	63	50	60	60		
											31.5	S

NOTE: In case if you are interested to order the adapter in complete set with cutting ring and nut, it is necessary to insert suffix "RN" after our part NO., For example BC-30RN.



XC / XD



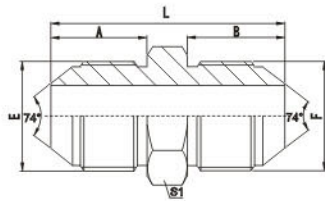
XC-RN / XD-RN

CROSS FITTINGS

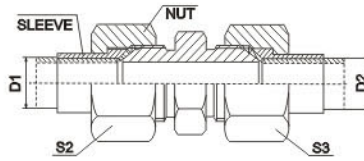
PART NO.	THREAD	TUBE O.D.	DIMENSIONS				MPa
	E, F, G, H	D1, D2, D3, D4	L1	L1	S1	S2	
XC-12	M12X1.5	6	12	27	12	14	31.5 L
XC-14	M14X1.5	8	14	29	12	17	
XC-16	M16X1.5	10	15	30	14	19	
XC-18	M18X1.5	12	17	32	17	22	
XC-22	M22X1.5	15	21	36	19	27	
XC-26	M26X1.5	18	23.5	40	24	32	
XC-30	M30X2	22	27.5	44	27	36	16 L
XC-36	M36X2	28	30.5	47	36	41	
XC-45	M45X2	35	34.5	56	41	50	
XC-52	M52X2	42	40	63	50	60	
XD-14	M14X1.5	6	16	31	12	17	63 S
XD-16	M16X1.5	8	17	32	14	19	
XD-18	M18X1.5	10	17.5	34	17	22	
XD-20	M20X1.5	12	21.5	38	17	24	
XD-22	M22X1.5	14	22	40	19	27	
XD-24	M24X1.5	16	24.5	43	24	30	40 S
XD-30	M30X2	20	26.5	48	27	36	
XD-36	M36X2	25	30	54	36	46	
XD-42	M42X2	30	35.5	62	41	50	
XD-52	M52X2	38	41	72	50	60	31.5 S

NOTE: In case if you are interested to order the adapter in complete set with cutting ring and nut, it is necessary to insert suffix "RN" after our part NO., For example XC-30RN.

METRIC ADAPTERS



1Q

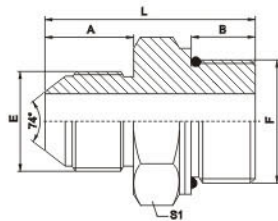


1Q-RN

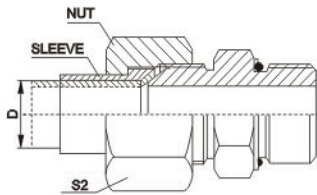
METRIC MALE 74° CONE

PART NO.	THREAD		TUBE O.D.	DIMENSIONS				
	E	F	D1,D2	A	B	L	S1	S2,S3
1Q-10	M10X1	M10X1	5	12	12	30	12	14
1Q-12	M12X1.5	M12X1.5	6	15.7	15.7	37.5	14	14
1Q-14	M14X1.5	M14X1.5	8	17	17	40	17	17
1Q-16	M16X1.5	M16X1.5	10	18	18	42	17	19
1Q-18	M18X1.5	M18X1.5	12	18	18	42	19	22
1Q-22	M22X1.5	M22X1.5	14	19.5	19.5	47	24	27
1Q-24	M24X1.5	M24X1.5	16	20	20	50	27	30
1Q-27	M27X1.5	M27X1.5	18	20	20	50	30	32
1Q-30	M30X1.5	M30X1.5	20	23	23	57	32	36
1Q-30E	M30X2	M30X2	20	26	26	63	32	36
1Q-33	M33X2	M33X2	22	26	26	63	36	38
1Q-36	M36X2	M36X2	25	26	26	63	38	41
1Q-39	M39X2	M39X2	28	26	26	65	41	46
1Q-42	M42X2	M42X2	32	28.5	28.5	70	46	50
1Q-45	M45X2	M45X2	34	28.5	28.5	70	46	55

NOTE: 1. In case if you are interested to order the adapter in complete set with sleeve and nut, it is necessary to insert suffix "RN" after our part NO., for example 1Q-18RN, The sleeve NO. is NB500-Q and the nut NO. is NB200-Q.



1QH



1QH-RN

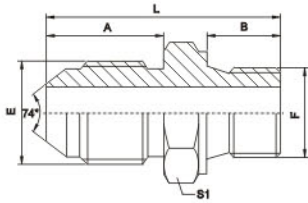
METRIC 74° CONE/METRIC MALE L-SERIES ISO 6149-3

PART NO.	THREAD		D	O-RING	DIMENSIONS				
	E	F	TUBE O.D.	F	A	B	L	S1	S2
1QH-14-12	M14X1.5	M12X1.5	8	O09.3X2.4	17	11.0	36.5	17	17
1QH-16-14	M16X1.5	M14X1.5	10	O11.3X2.4	18	11.0	37.5	19	19
1QH-18-16	M18X1.5	M16X1.5	12	O13.3X2.4	18	11.5	38	22	22
1QH-22-18	M22X1.5	M18X1.5	14	O15.3X2.4	19.5	12.5	40.5	24	27
1QH-27-22	M27X1.5	M22X1.5	18	O19.3X2.4	20	13.0	44	27	32
1QH-30-27	M30X1.5	M27X2	20	O23.5X3.0	23	16.0	50	32	36
1QH-33-27	M33X2	M27X2	22	O23.5X3.0	26	16.0	53	34	38
1QH-36-33	M36X2	M33X2	25	O29.5X3.0	26	16.0	55	41	41
1QH-39-33	M39X2	M33X2	28	O29.5X3.0	26	16.0	55	41	46
1QH-45-42	M45X2	M42X2	34	O38.5X3.0	28.5	16.0	59.5	50	55

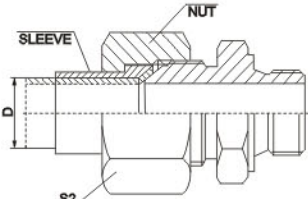
NOTE: 1. In case if you are interested to order the adapter in complete set with sleeve and nut, it is necessary to insert suffix "RN" after our part NO., for example 1QH-22-18/RN, The sleeve NO. is NB500-Q and the nut NO. is NB200-Q.

2. F end is connected with ISO 9974-1 port and connected with ISO 6149-1 port without retaining ring.

METRIC ADAPTERS



1QL



1QL-RN

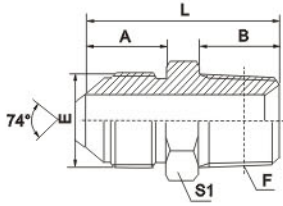
1QL

**METRIC MALE 74° CONE/METRIC MALE
WITH BONDED SEAL**

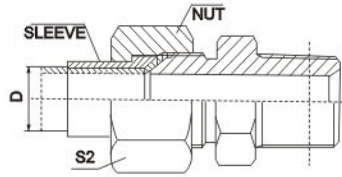
PART NO.	THREAD		D TUBE O.D.	BONDED SEAL	DIMENSIONS				
	E	F			A	B	L	S1	S2
1QL-10	M10X1	M10X1	5	ZHD-10	12	8	27	17	14
1QL-12	M12X1.5	M12X1.5	6	ZHD-12	15.7	12	35.2	17	14
1QL-12-10	M12X1.5	M10X1	6	ZHD-10	15.7	8	30.5	17	14
1QL-14	M14X1.5	M14X1.5	8	ZHD-14	17	12	36.5	19	17
1QL-14-10	M14X1.5	M10X1	8	ZHD-10	17	8	32	17	17
1QL-14-12	M14X1.5	M12X1.5	8	ZHD-12	17	12	36.5	17	17
1QL-14-16	M14X1.5	M16X1.5	8	ZHD-16	17	12	37	22	17
1QL-16	M16X1.5	M16X1.5	10	ZHD-16	18	12	38	22	19
1QL-16-14	M16X1.5	M14X1.5	10	ZHD-14	18	12	37	19	19
1QL-18	M18X1.5	M18X1.5	12	ZHD-18	18	12	39.5	24	22
1QL-18-16	M18X1.5	M16X1.5	12	ZHD-16	18	12	38	22	22
1QL-22	M22X1.5	M22X1.5	14	ZHD-22	19.5	14	43.5	27	27
1QL-22-18	M22X1.5	M18X1.5	14	ZHD-18	19.5	12	41	24	27
1QL-27	M27X1.5	M27X2	18	ZHD-27	20	16	49	34	32
1QL-27-22	M27X1.5	M22X1.5	18	ZHD-22	20	14	44	30	32
1QL-30-27	M30X1.5	M27X2	20	ZHD-27	23	16	50	34	36
1QL-33	M33X2	M33X2	22	ZHD-33	26	18	57	41	38
1QL-33-27	M33X2	M27X2	22	ZHD-27	26	16	55	34	38
1QL-36-33	M36X2	M33X2	25	ZHD-33	26	18	58	41	41
1QL-39-33	M39X2	M33X2	28	ZHD-33	26	18	59	41	46
1QL-42	M42X2	M42X2	32	ZHD-42	28.5	20	65.5	50	50
1QL-45-42	M45X2	M42X2	34	ZHD-42	28.5	20	65.5	50	55

NOTE: 1. In case if you are interested to order the adapter in complete set with sleeve and nut, it is necessary to insert suffix "RN" after our part NO., for example 1QL-18RN, The sleeve NO. is NB500-Q and the nut NO. is NB200-Q.

METRIC ADAPTERS



1QT-SP



1QT-SP/RN

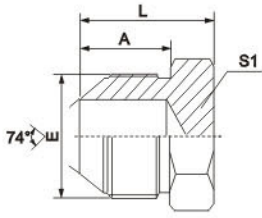
1QT-SP

METRIC MALE 74° CONE/BSPT MALE

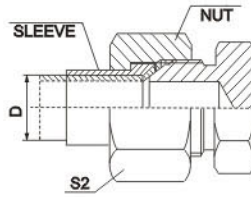
PART NO.	THREAD		TUBE O.D. D	DIMENSIONS				
	E	F		A	B	L	S1	S2
1QT-10-02SP	M10X1	R 1/4"X19	5	12	10	28	12	14
1QT-14-04SP	M14X1.5	R 1/4"X19	8	17	14.5	37.5	17	17
1QT-14-06SP	M14X1.5	R 3/8"X19	8	17	15	38	17	17
1QT-16-04SP	M16X1.5	R 1/4"X19	10	18	14.5	38.5	17	19
1QT-16-06SP	M16X1.5	R 3/8"X19	10	18	15	39	17	19
1QT-18-04SP	M18X1.5	R 1/4"X19	12	18	14.5	38.5	19	22
1QT-18-06SP	M18X1.5	R 3/8"X19	12	18	15	39	19	22
1QT-22-08SP	M22X1.5	R 1/2"X14	14	19.5	20	47.5	24	27
1QT-27-08SP	M27X1.5	R 1/2"X14	18	20	20	50	30	32
1QT-27-12SP	M27X1.5	R 3/4"X14	18	20	20	50	30	32
1QT-30-12SP	M30X1.5	R 3/4"X14	20	23	20	54	32	36
1QT-33-12SP	M33X2	R 3/4"X14	22	26	20	57	36	38
1QT-36-16SP	M36X2	R 1"X11	25	26	25.5	61.5	38	41
1QT-39-16SP	M39X2	R 1"X11	28	26	25.5	64.5	41	46
1QT-45-20SP	M45X2	R 1.1/4"X11	34	28.5	26.5	68	46	55

NOTE: 1. In case if you are interested to order the adapter in complete set with sleeve and nut, it is necessary to insert suffix "RN" after our part NO., for example 1QT-22-08SP/RN, The sleeve NO. is NB500-Q and the nut NO. is NB200-Q.

METRIC ADAPTERS



4Q



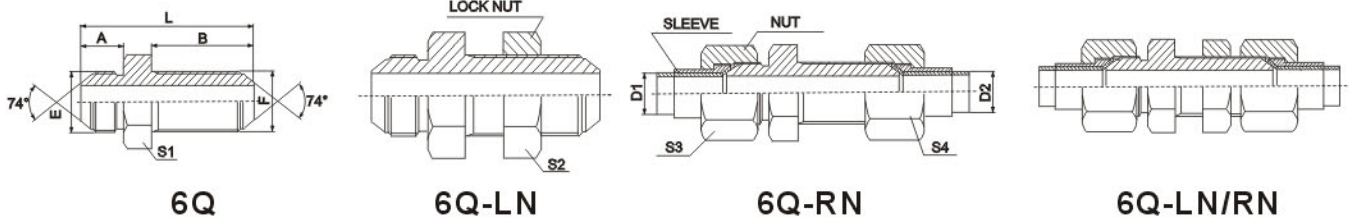
4Q-RN

METRIC MALE 74° CONE PLUG

PART NO.	THREAD	TUBE O.D.	DIMENSIONS			
	E	D	A	L	S1	S2
4Q-10	M10X1	5	12	18	12	14
4Q-12	M12X1.5	6	15.7	21.5	14	14
4Q-14	M14X1.5	8	17	23	17	17
4Q-16	M16X1.5	10	18	24	17	19
4Q-18	M18X1.5	12	18	24	19	22
4Q-22	M22X1.5	14	19.5	27.5	24	27
4Q-24	M24X1.5	16	20	30	27	30
4Q-27	M27X1.5	18	20	30	30	32
4Q-30	M30X1.5	20	23	34	32	36
4Q-30E	M30X2	20	26	37	32	36
4Q-33	M33X2	22	26	37	36	38
4Q-36	M36X2	25	26	38	38	41
4Q-39	M39X2	28	26	39	41	46
4Q-42	M42X2	32	28.5	41.5	46	50
4Q-45	M45X2	34	28.5	41.5	46	55

NOTE: 1. In case if you are interested to order the adapter in complete set with sleeve and nut, it is necessary to insert suffix "RN" after our part NO., for example 4Q-18RN, The sleeve NO. is NB500-Q and the nut NO. is NB200-Q.

METRIC ADAPTERS

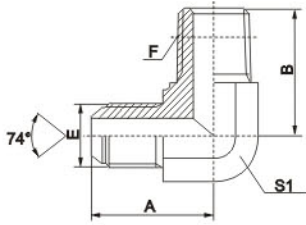


METRIC MALE 74° CONE BULKHEAD

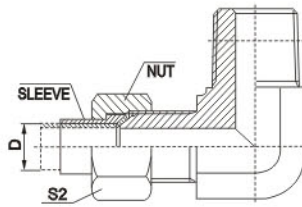
PART NO.	THREAD		TUBE O.D. D1, D2	DIMENSIONS					
	E	F		A	B	L	S1	S2	S3, S4
6Q-10	M10X1	M10X1	5	12.5	34	52.5	14	14	14
6Q-12	M12X1.5	M12X1.5	6	15.7	38	59.7	17	17	14
6Q-14	M14X1.5	M14X1.5	8	17	40	64	17	19	17
6Q-16	M16X1.5	M16X1.5	10	18	41	65	19	22	19
6Q-18	M18X1.5	M18X1.5	12	18	43	69	24	24	22
6Q-22	M22X1.5	M22X1.5	14	19.5	44	73.5	27	27	27
6Q-24	M24X1.5	M24X1.5	16	20	45	75	27	30	30
6Q-27	M27X1.5	M27X1.5	18	20	48	78	30	32	32
6Q-30	M30X1.5	M30X1.5	20	23	53	87	34	36	36
6Q-33	M33X2	M33X2	22	26	55	92	36	41	38
6Q-36	M36X2	M36X2	25	25	56	94	41	41	41
6Q-39	M39X2	M39X2	28	26	58	97	41	46	46
6Q-42	M42X2	M42X2	32	28.5	59	102.5	50	50	50
6Q-45	M45X2	M45X2	34	28.5	60	103.5	50	50	55

NOTE: In case if you are interested to order the adapter with lock nut, please insert suffix "LN" after our part NO., for example 6Q-18LN; order the adapter with sleeve and nut, please insert suffix "RN" after our part NO., for example 6Q-18RN order the adapter with lock nut and sleeve and nut, insert suffix "LN/RN" after part NO., for example 6Q-18LN/RN; The sleeve NO. is NB500-Q and the nut NO. is NB200-Q and the lock nut NO. is 8C.

METRIC ADAPTERS



1QT9-SP

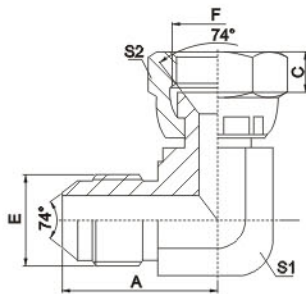


1QT9-SP/RN

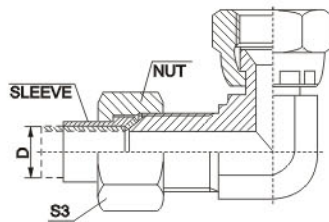
**90° ELBOW METRIC MALE 74° CONE/
BSPT MALE**

PART NO.	THREAD		TUBE O.D. D	DIMENSIONS			
	E	F		A	B	S1	S2
1QT9-14-04SP	M14X1.5	R 1/4"X19	8	30.2	25.5	14	17
1QT9-16-04SP	M16X1.5	R 1/4"X19	10	32	26.5	16	19
1QT9-18-06SP	M18X1.5	R 3/8"X19	12	34	29	19	22
1QT9-18-08SP	M18X1.5	R 1/2"X14	12	36	36	22	22
1QT9-22-08SP	M22X1.5	R 1/2"X14	14	37.5	36	22	27
1QT9-27-08SP	M27X1.5	R 1/2"X14	18	41.5	39.5	27	32
1QT9-27-12SP	M27X1.5	R 3/4"X14	18	41.5	44	27	32
1QT9-30-12SP	M30X1.5	R 3/4"X14	20	45.8	45.5	30	36
1QT9-33-12SP	M33X2	R 3/4"X14	22	49.5	47.5	33	38
1QT9-36-16SP	M36X2	R 1"X11	25	51.5	52	36	41
1QT9-39-16SP	M39X2	R 1"X11	28	55.5	55.2	41	46
1QT9-45-20SP	M45X2	R 1.1/4"X11	34	62.5	61	48	55

NOTE: 1. In case if you are interested to order the adapter in complete set with sleeve and nut, it is necessary to insert suffix "RN" after our part NO., for example 1QT9-22-08SP/RN, The sleeve NO. is NB500-Q and the nut NO. is NB200-Q.



2Q9



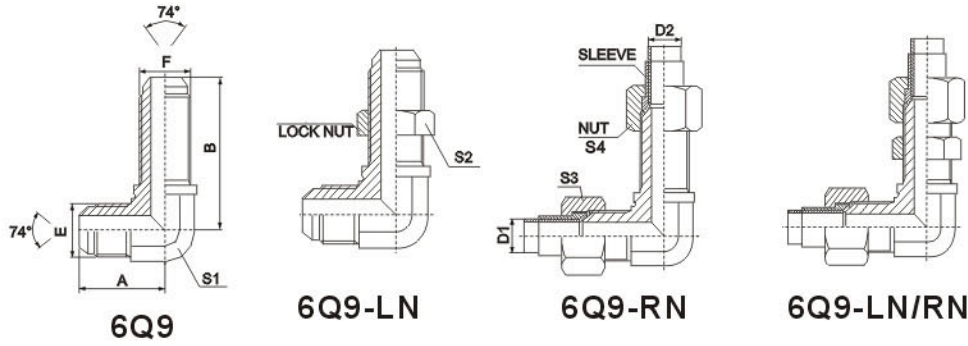
2Q9-RN

**METRIC MALE 74° CONE/
METRIC FEMALE 74° SEAT**

PART NO.	THREAD		TUBE O.D. D	DIMENSIONS				
	E	F		A	C	S1	S2	S3
2Q9-14	M14X1.5	M14X1.5	8	30.2	8.5	14	19	17
2Q9-16	M16X1.5	M16X1.5	10	32.5	8	16	22	19
2Q9-18	M18X1.5	M18X1.5	12	34	8	19	24	22
2Q9-22	M22X1.5	M22X1.5	14	37.5	10	22	27	27
2Q9-27	M27X1.5	M27X1.5	18	41.5	10	27	32	32
2Q9-30	M30X1.5	M30X1.5	20	45.8	11	30	36	36
2Q9-33	M33X2	M33X2	22	49.5	13	33	41	38
2Q9-36	M36X2	M36X2	25	51.5	13	36	41	41
2Q9-39	M39X2	M39X2	28	55.5	13	41	46	46
2Q9-45	M45X2	M45X2	34	62.5	15	48	55	55

NOTE: 1. In case if you are interested to order the adapter in complete set with sleeve and nut, it is necessary to insert suffix "RN" after our part NO., for example 2Q9-18RN, The sleeve NO. is NB500-Q and the nut NO. is NB200-Q.

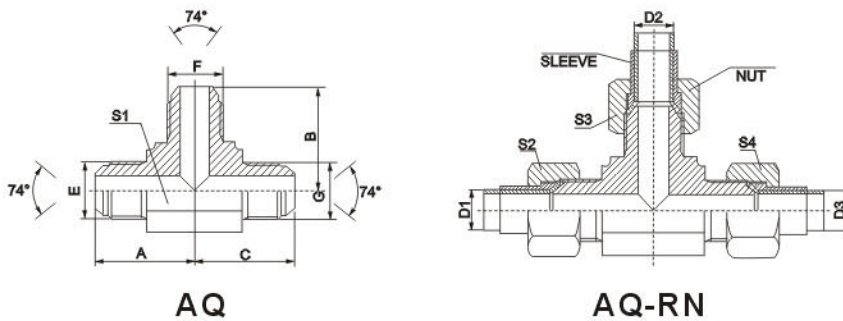
METRIC ADAPTERS



90° ELBOW METRIC MALE 74° CONE BULKHEAD

PART NO.	THREAD		TUBE O.D. D1, D2	DIMENSIONS				
	E	F		A	B	S1	S2	S3, S4
6Q9-12	M12X1.5	M12X1.5	6	25.5	52	11	17	14
6Q9-14	M14X1.5	M14X1.5	8	30.2	56	14	19	17
6Q9-16	M16X1.5	M16X1.5	10	32	58	16	22	19
6Q9-18	M18X1.5	M18X1.5	12	34	62	19	24	22
6Q9-22	M22X1.5	M22X1.5	14	37.5	64	22	27	27
6Q9-27	M27X1.5	M27X1.5	18	41.5	72	27	32	32
6Q9-30	M30X1.5	M30X1.5	20	45.8	78	30	36	36
6Q9-33	M33X2	M33X2	22	51.5	82	33	41	38
6Q9-36	M36X2	M36X2	25	51.5	86	36	41	41
6Q9-39	M39X2	M39X2	28	55.5	88	41	46	46
6Q9-42	M42X2	M42X2	32	57	95	41	50	50
6Q9-45	M45X2	M45X2	34	62.5	96	48	55	55

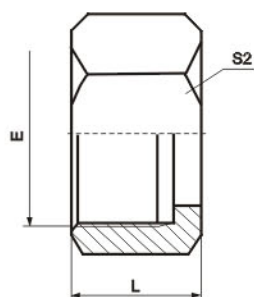
NOTE: In case if you are interested to order the adapter with lock nut, please insert suffix "LN" after our part NO., for example 6Q9-18LN; order the adapter with sleeve and nut, please insert suffix "RN" after our part NO., for example 6Q9-18RN order the adapter with lock nut and sleeve and nut, insert suffix "LN/RN" after part NO., for example 6Q9-18LN/RN; The sleeve NO. is NB500-Q and the nut NO. is NB200-Q and the lock nut NO. is 8C.



METRIC MALE 74° CONE TEE

PART NO.	THREAD	TUBE O.D. D1, D2, D3	DIMENSIONS				
	E, F, G		A	B	C	S1	S2, S3, S4
AQ-14	M14X1.5	8	27	27	27	14	17
AQ-16	M16X1.5	10	29.5	29.5	29.5	16	19
AQ-18	M18X1.5	12	34	34	34	19	22
AQ-22	M22X1.5	14	37.5	37.5	37.5	22	27
AQ-27	M27X1.5	18	41.5	41.5	41.5	27	32
AQ-30	M30X1.5	20	42.8	42.8	42.8	30	36
AQ-33	M33X2	22	49.5	49.5	49.5	33	38

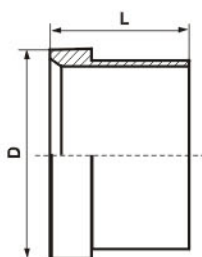
NOTE: 1. In case if you are interested to order the adapter in complete set with sleeve and nut, it is necessary to insert suffix "RN" after our part NO., for example AQ-18RN, The sleeve NO. is NB500-Q and the nut NO. is NB200-Q.



NB200-Q

METRIC 74° CONE FLARED NUT GB/T 5647

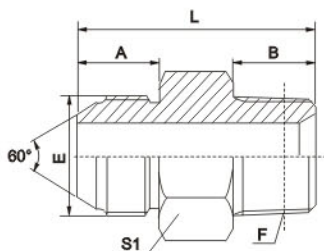
PART NO.	THREAD	TUBE O.D.	DIMENSIONS	
	E	mm	L	S2
NB200-10Q	M10X1	5	13.5	14
NB200-12Q	M12X1.5	6	16.5	14
NB200-14Q	N14X1.5	8	18.5	17
NB200-16Q	M16X1.5	10	19.5	19
NB200-18Q	M18X1.5	12	19.5	22
NB200-22Q	M22X1.5	14	19.5	27
NB200-24Q	M24X1.5	16	20	30
NB200-27Q	M27X1.5	18	20	32
NB200-30Q	M30X1.5	20	24.5	36
NB200-30EQ	M30X2	20	24.5	36
NB200-33Q	M33X2	22	25.5	38
NB200-36Q	M36X2	25	26	41
NB200-39Q	M39X2	28	27.5	46
NB200-42Q	M42X2	32	28.5	50
NB200-45Q	M45X2	34	29	55



NB500-Q

METRIC 74° CONE FLARED SLEEVE GB/T 5646

PART NO.	TUBE O.D.	DIMENSIONS		NUT
		D	L	
NB500-05Q	5	8.7	10	NB200-10Q
NB500-06Q	6	10.3	11	NB200-12Q
NB500-08Q	8	12.1	12	NB200-14Q
NB500-10Q	10	14.1	13	NB200-16Q
NB500-12Q	12	16.1	14	NB200-18Q
NB500-14Q	14	20.1	15	NB200-22Q
NB500-16Q	16	22.1	16	NB200-24Q
NB500-18Q	18	25.1	17	NB200-27Q
NB500-20Q	20	28.1	18	NB200-30Q、NB200-30EQ
NB500-22Q	22	30.5	20	NB200-33Q
NB500-25Q	25	33.5	20	NB200-36Q
NB500-28Q	28	36.5	22	NB200-39Q
NB500-32Q	32	39.5	23	NB200-42Q
NB500-34Q	34	42.5	23	NB200-45Q



1KT-SP

METRIC MALE 60° CONE/BSPT MALE

PART NO.	THREAD		DIMENSIONS			
	E	F	A	B	L	S1
1KT-14-04SP	M14X1.5	R1/4"X19	17	14.5	37.5	17
1KT-14-06SP	M14X1.5	R3/8"X19	17	15	38	19
1KT-16-06SP	M16X1.5	R3/8"X19	18	15	39	19
1KT-18-06SP	M18X1.5	R3/8"X19	18	15	39	19
1KT-20-06SP	M20X1.5	R3/8"X19	20	15	43	22
1KT-22-06SP	M22X1.5	R3/8"X19	20	15	43	24
1KT-22-08SP	M22X1.5	R1/2"X14	20	20	48	24
1KT-24-08SP	M24X1.5	R1/2"X14	21.5	20	51.5	27
1KT-24-12SP	M24X1.5	R3/4"X14	21.5	20	51.5	30
1KT-30-12SP	M30X1.5	R3/4"X14	26	20	57	32
1KT-33-16SP	M33X1.5	R1"X11	30	25.5	66.5	36
1KT-36-20SP	M36X1.5	R1.1/4"X11	33	26.5	72.5	46
1KT-42-24SP	M42X1.5	R1.1/2"X11	36	26.5	77.5	50