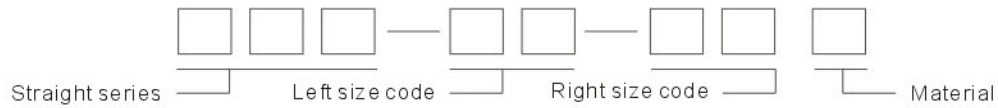


ADAPTER



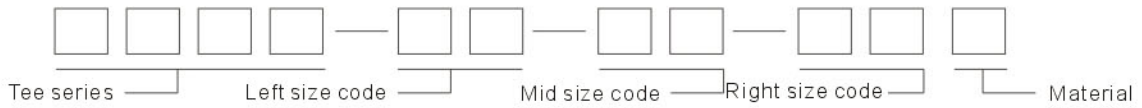
How To Order Adapter

1 Straight part NO.

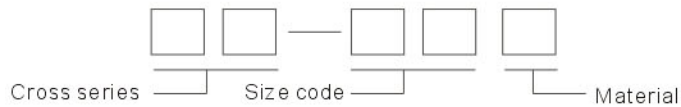


2 Elbow part NO.: Add suffix “4” for 45° elbow and suffix “9” for 90° elbow to the straight part number e.g, 1BG9-04OG and 1JT4-08-06SP.

3 Tee part NO.



4 Cross part NO.



In general for cross fitting, the four ends thread is the same. If different, the first group means left, the second group means up, the third group means right and the fourth group means down.

MATERIAL	CARBON STEEL	BRASS	STAINLESS STEEL
Code	-----	BR	SS

6 Size code table:

BSP THREAD	G1/8" X28	G1/4" X19	---	G3/8" X19	G1/2" X14	G5/8" X14	G3/4" X14	G1" X11	G1.1/4" X11	G1.1/2" X11	G2" X11
BSPT THREAD	R1/8" X28	R1/4" X19	---	R3/8" X19	R1/2" X14	---	R3/4" X14	R1" X11	R1.1/4" X11	R1.1/2" X11	R2" X11
NPT THREAD	Z1/8" X27	Z1/4" X18	---	Z3/8" X18	Z1/2" X14	---	G3/4" X14	Z1" X11.5	Z1.1/4" X11.5	Z1.1/2" X11.5	Z2" X11.5
JIC THREAD	---	7/16" X20	1/2" X20	9/16" X18	3/4" X16	7/8" X14	1.1/16" X12	1.5/16" X12	1.5/8" X12	1.7/8" X12	2.1/2" X12
ORFS THREAD	---	9/16" X18	---	11/16" X16	13/16" X16	1" X14	1.3/16" X12	1.7/16" X12	1.11/16" X12	2" X12	---
SAE THREAD	---	---	---	5/8" X18	---	---	1.1/16" X14	---	---	---	---
FLANGE SIZE	---	---	---	---	1/2"	5/8"	3/4"	1"	1.1/4"	1.1/2"	2"
SIZE CODE	02	04	05	06	08	10	12	16	20	24	32
Note: The dash of metric thread accords with the O.D. Of thread											

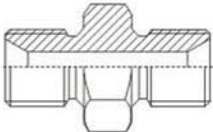

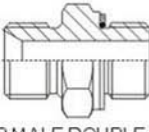
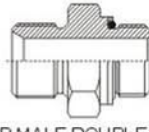
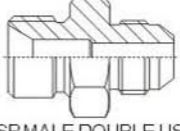
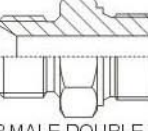
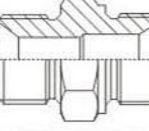
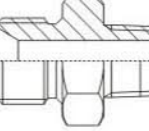
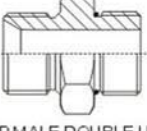
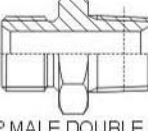
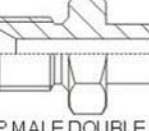
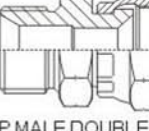
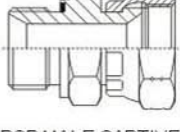
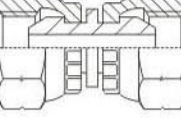
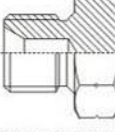

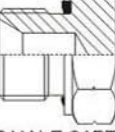
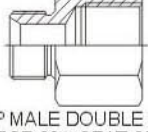
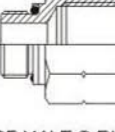
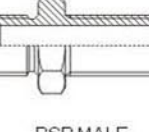
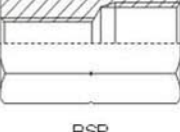

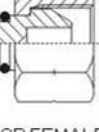
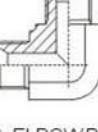
Example:

If 1BG' left end thread is G1/2"X14, and right end thread is G3/4"X14, the fitting number is 1BG-08-12. If made of stainless steel, the fitting number is 1BG-08-12SS,

If AJJN' left end thread is 9/16"X18, mid end thread is 9/16"X18 and right end thread is Z1/2"X14, the fitting number is AJJN-06-06-08.

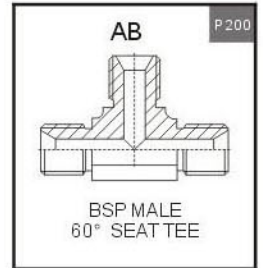
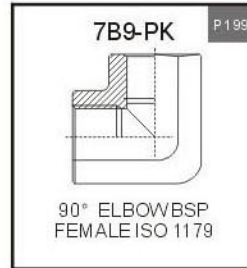
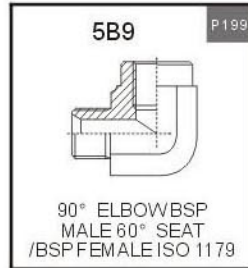
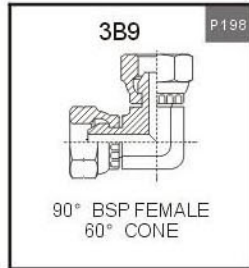
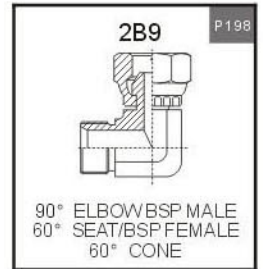
BRITISH ADAPTERS

BSP THREAD 60° CONE ADAPTERS


<p>1B P177</p>  <p>BSP MALE DOUBLE USE FOR 60° SEAT OR BONDED SEAL</p>	<p>1B-WD P178</p>  <p>BSP MALE DOUBLE USE FOR 60° SEAT OR BONDED SEAL/BSP MALE CAPTIVE SEAL</p>	<p>1BG P178</p>  <p>BSP MALE DOUBLE USE FOR 60° SEAT OR BONDED SEAL / BSP MALE O-RING</p>	<p>1BH P179</p>  <p>BSP MALE DOUBLE USE FOR 60° SEAT OR BONDED SEAL/METRIC MALE L-SERIES ISO 6149-3</p>
<p>1BJ P180</p>  <p>BSP MALE DOUBLE USE FOR 60° SEAT OR BONDED SEAL /JIC MALE 74° CONE</p>	<p>1BL P181</p>  <p>BSP MALE DOUBLE USE FOR 60° SEAT OR BONDED SEAL / METRIC MALE WITH BONDED SEAL</p>	<p>1BM P182</p>  <p>BSP MALE DOUBLE USE FOR 60° SEAT OR BONDED SEAL /METRIC MALE DOUBLE USE FOR 60° SEAT OR BONDED SEAL</p>	<p>1BN P183</p>  <p>BSP MALE 60° CONE OR BONDED SEAL/NPT MALE</p>
<p>1BO P184</p>  <p>BSP MALE DOUBLE USE FOR 60° SEAT OR BONDED SEAL/SAE O-RING BOSS L-SERIES ISO 11926-3</p>	<p>1BT-SP P185</p>  <p>BSP MALE DOUBLE USE FOR 60° SEAT OR BONDED SEAL /BSPT MALE</p>	<p>1BW P186</p>  <p>BSP MALE DOUBLE USE FOR 60° SEAT OR BONDED SEAL /BUTT-WELD TUBE</p>	<p>2BJ P187</p>  <p>BSP MALE DOUBLE USE FOR 60° SEAT OR BONDED SEAL/JIC FEMALE 74° SEAT</p>
<p>2BJ-WD P188</p>  <p>BSP MALE CAPTIVE SEAL/JIC FEMALE 74° SEAT</p>	<p>3B P189</p>  <p>BSP FEMALE 60° CONE</p>	<p>4B P190</p>  <p>BSP MALE DOUBLE USE FOR 60° SEAT OR BONDED SEAL PLUG</p>	<p>4BN-WD P190</p>  <p>BSP MALE CAPTIVE SEAL HOLLOW HEX PLUG</p>
<p>4B-WD P191</p>  <p>BSP MALE CAPTIVE SEAL PLUG</p>	<p>5B P191</p>  <p>BSP MALE DOUBLE USE FOR 60° SEAT OR BONDED SEAL /BSP FEMALE ISO 1179</p>	<p>5GB P192</p>  <p>BSP MALE O-RING /BSP FEMALE ISO 1179</p>	<p>6B P192</p>  <p>BSP MALE 60° SEAT BULKHEAD</p>
<p>7B P193</p>  <p>BSP FEMALE ISO 1179</p>	<p>8B P193</p>  <p>BSP LOCK NUT</p>	<p>9B P194</p>  <p>BSP FEMALE 60° CONE PLUG</p>	<p>1B9 P194</p>  <p>90° ELBOW BSP MALE 60° SEAT</p>

BRITISH ADAPTERS


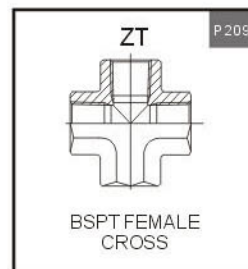
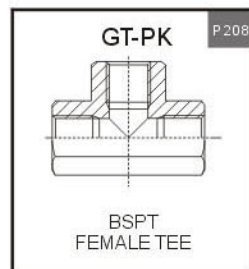
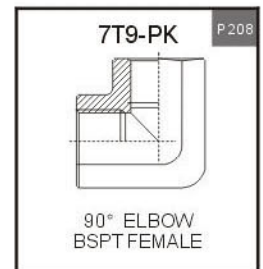
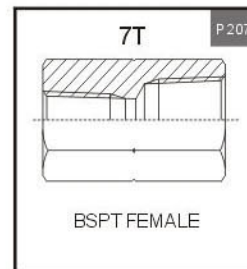
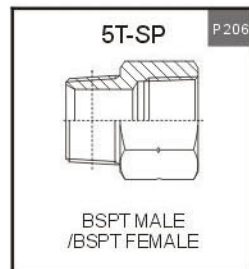
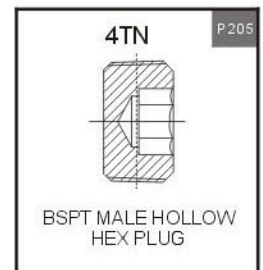
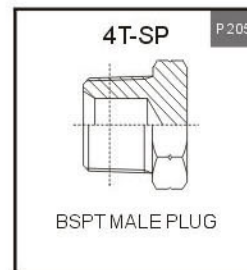
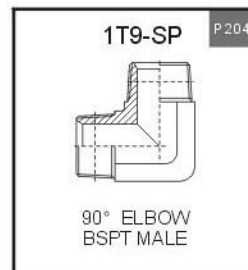
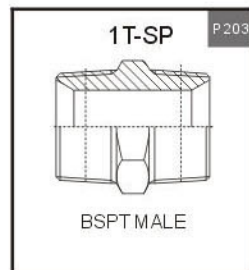
BSP THREAD 60° CONE ADAPTERS

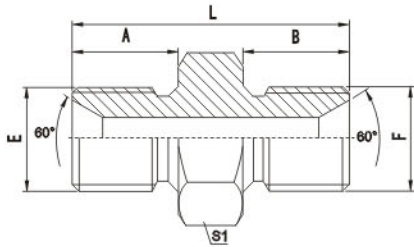


JIS BSP THREAD 60° CONE ADAPTERS



BSPT THREAD ADAPTERS

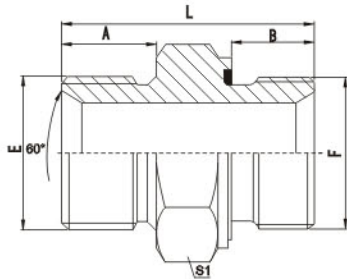




1B

BSP MALE DOUBLE USE FOR 60°
SEAT OR BONDED SEAL

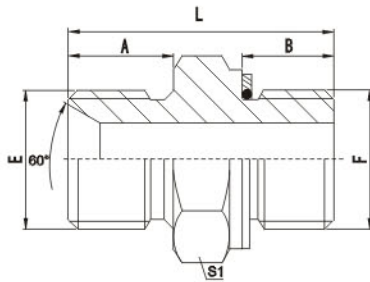
PART NO.	THREAD		DIMENSIONS			
	E	F	A	B	L	S1
1B-02	G 1/8"X28	G 1/8"X28	10	10	26	14
1B-02-04	G 1/8"X28	G 1/4"X19	10	12	28	19
1B-02-06	G 1/8"X28	G 3/8"X19	10	13.5	31.5	22
1B-02-08	G 1/8"X28	G 1/2"X14	10	16	36	27
1B-04	G 1/4"X19	G 1/4"X19	12	12	30	19
1B-04-06	G 1/4"X19	G 3/8"X19	12	13.5	33.5	22
1B-04-08	G 1/4"X19	G 1/2"X14	12	16	38	27
1B-04-10	G 1/4"X19	G 5/8"X14	12	17.5	39.5	30
1B-06	G 3/8"X19	G 3/8"X19	13.5	13.5	33	22
1B-06-08	G 3/8"X19	G 1/2"X14	13.5	16	39.5	27
1B-06-10	G 3/8"X19	G 5/8"X14	13.5	17.5	42	30
1B-06-12	G 3/8"X19	G 3/4"X14	13.5	18.5	43	32
1B-08	G 1/2"X14	G 1/2"X14	16	16	42	27
1B-08-10	G 1/2"X14	G 5/8"X14	16	17.5	43.5	30
1B-08-12	G 1/2"X14	G 3/4"X14	16	18.5	45.5	32
1B-10	G 5/8"X14	G 5/8"X14	17.5	17.5	45	30
1B-10-12	G 5/8"X14	G 3/4"X14	17.5	18.5	47	32
1B-10-16	G 5/8"X14	G 1"X11	17.5	20.5	51.5	41
1B-12	G 3/4"X14	G 3/4"X14	18.5	18.5	48	32
1B-12-16	G 3/4"X14	G 1"X11	18.5	20.5	52.5	41
1B-12-20	G 3/4"X14	G 1. 1/4"X11	18.5	20.5	56	50
1B-16	G 1"X11	G 1"X11	20.5	20.5	54	41
1B-16-20	G 1"X11	G 1. 1/4"X11	20.5	20.5	58	50
1B-16-24	G 1"X11	G 1. 1/2"X11	20.5	23	60.5	55
1B-20	G 1. 1/4"X11	G 1. 1/4"X11	20.5	20.5	58	50
1B-20-24	G 1. 1/4"X11	G 1. 1/2"X11	20.5	23	60.5	55
1B-24	G 1. 1/2"X11	G 1. 1/2"X11	23	23	63	55
1B-24-32	G 1. 1/2"X11	G 2"X11	23	25.5	66.5	70
1B-32	G 2"X11	G 2"X11	25.5	25.5	68	70
1B-40	G 2. 1/2"X11	G 2. 1/2"X11	32	32	81	90
1B-48	G 3"X11	G 3"X11	36	36	92	100



1B-WD

BSP MALE DOUBLE USE FOR 60° SEAT OR BONDED SEAL/BSP MALE CAPTIVE SEAL

PART NO.	THREAD		O-RING	DIMENSIONS			
	E	F	F	A	B	L	S1
1B-04WD	G 1/4"X19	G 1/4"X19	WD-B04	12	12	32	19
1B-04-06WD	G 1/4"X19	G 3/8"X19	WD-B06	12	12	34.5	22
1B-04-08WD	G 1/4"X19	G 1/2"X14	WD-B08	12	14	39	27
1B-06WD	G 3/8"X19	G 3/8"X19	WD-B06	13.5	12	34	22
1B-06-08WD	G 3/8"X19	G 1/2"X14	WD-B08	13.5	14	40.5	27
1B-08WD	G 1/2"X14	G 1/2"X14	WD-B08	16	14	43	27
1B-08-12WD	G 1/2"X14	G 3/4"X14	WD-B12	16	16	46	32
1B-12WD	G 3/4"X14	G 3/4"X14	WD-B12	18.5	16	46.5	32
1B-12-16WD	G 3/4"X14	G 1"X11	WD-B16	18.5	18	52.5	41
1B-16WD	G 1"X11	G 1"X11	WD-B16	20.5	18	54.5	41
1B-16-20WD	G 1"X11	G 1.1/4"X11	WD-B20	20.5	20	58.5	50
1B-20WD	G 1.1/4"X11	G 1.1/4"X11	WD-B20	20.5	20	58.5	50

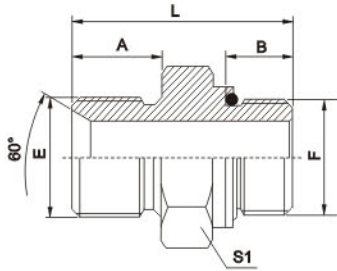


1BG

BSP MALE DOUBLE USE FOR 60° SEAT OR BONDED SEAL/BSP MALE O-RING

PART NO.	THREAD		O-RING	DIMENSIONS			
	E	F	F	A	B	L	S1
1BG-02	G 1/8"X28	G 1/8"X28	O011	10	9.5	27	14
1BG-04	G 1/4"X19	G 1/4"X19	O111	12	11	31	19
1BG-04-06	G 1/4"X19	G 3/8"X19	O113	12	11.5	32	22
1BG-06	G 3/8"X19	G 3/8"X19	O113	13.5	11.5	33	22
1BG-06-04	G 3/8"X19	G 1/4"X19	O111	13.5	11	32.5	22
1BG-06-08	G 3/8"X19	G 1/2"X14	O115	13.5	14	38.5	27
1BG-08	G 1/2"X14	G 1/2"X14	O115	16	14	41	27
1BG-08-06	G 1/2"X14	G 3/8"X19	O113	16	11.5	36	27
1BG-08-12	G 1/2"X14	G 3/4"X14	O119	16	15.5	45.5	32
1BG-10-08	G 5/8"X14	G 1/2"X14	O115	17.5	14	44.5	30
1BG-12	G 3/4"X14	G 3/4"X14	O119	18.5	15.5	46	32
1BG-12-08	G 3/4"X14	G 1/2"X14	O115	18.5	14	45.5	32
1BG-16-08	G 1"X11	G 1/2"X14	O115	20.5	14	50.5	41
1BG-16	G 1"X11	G 1"X11	O217	20.5	18	53	41
1BG-16-12	G 1"X11	G 3/4"X14	O119	20.5	15.5	52	41
1BG-20	G 1.1/4"X11	G 1.1/4"X11	O222	20.5	20	58.5	50
1BG-24	G 1.1/2"X11	G 1.1/2"X11	O224	23	21.5	62.5	55

F end is connected with DIN 3852 port.

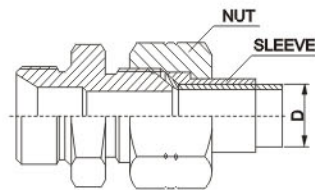
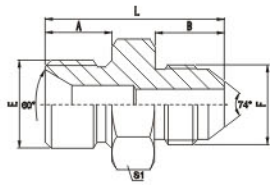


1BH

BSP MALE DOUBLE USE FOR 60° SEAT OR BONDED SEAL/
METRIC MALE L-SERIES ISO 6149-3

PART NO.	THREAD		O-RING	DIMENSIONS			
	E	F	F	A	B	S1	L
1BH-02-10	G1/8"X28	M10X1	O08.1X1.6	10	8.5	14	25
1BH-02-12	G1/8"X28	M12X1.5	O09.3X2.4	10	11	17	28
1BH-04-12	G1/4"X19	M12X1.5	O09.3X2.4	12	11	19	30
1BH-04-14	G1/4"X19	M14X1.5	O11.3X2.4	12	11	19	31.5
1BH-04-16	G1/4"X19	M16X1.5	O13.3X2.4	12	11.5	22	31.5
1BH-06-14	G3/8"X19	M14X1.5	O11.3X2.4	13.5	11	22	35
1BH-06-16	G3/8"X19	M16X1.5	O13.3X2.4	13.5	11.5	22	33
1BH-06-18	G3/8"X19	M18X1.5	O15.3X2.4	13.5	12.5	24	36.5
1BH-08-18	G1/2"X14	M18X1.5	O15.3X2.4	16	12.5	27	41
1BH-08-22	G1/2"X14	M22X1.5	O19.3X2.4	16	13	27	41.5
1BH-10-22	G5/8"X14	M22X1.5	O19.3X2.4	17.5	13	30	43
1BH-12-16	G3/4"X14	M16X1.5	O13.3X2.4	18.5	11.5	32	43.5
1BH-12-22	G3/4"X14	M22X1.5	O19.3X2.4	18.5	13	32	45
1BH-12-27	G3/4"X14	M27X2	O23.5X3.0	18.5	16	32	45.5
1BH-16-27	G1"X11	M27X2	O23.5X3.0	20.5	16	41	49
1BH-16-33	G1"X11	M33X2	O29.5X3.0	20.5	16	41	49.5
1BH-20-42	G1.1/4"X11	M42X2	O38.5X3.0	20.5	16	50	51.5
1BH-24-48	G1.1/2"X11	M48X2	O44.5X3.0	23	17.5	55	55.5

NOTE: fit for ISO 9974-1 port or ISO 6149-1 port when useless of retaining ring.



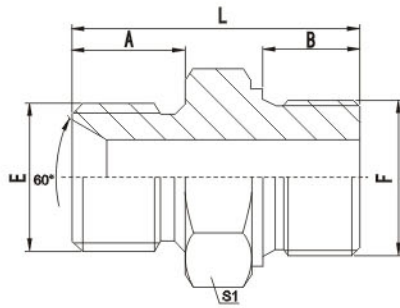
1BJ

BSP MALE DOUBLE USE FOR 60° SEAT
OR BONDED SEAL/JIC MALE 74° CONE

PART NO.	THREAD		DIMENSIONS			
	E	F	A	B	L	S1
1BJ-02-04	G1/8"X28	7/16"X20	10	14	30	14
1BJ-02-05	G1/8"X28	1/2"X20	10	14	30	14
1BJ-02-06	G1/8"X28	9/16"X18	10	14.1	30	17
1BJ-04	G1/4"X19	7/16"X20	12	14	32	19
1BJ-04-05	G1/4"X19	1/2"X20	12	14	32	19
1BJ-04-06	G1/4"X19	9/16"X18	12	14.1	32	19
1BJ-04-08	G1/4"X19	3/4"X16	12	16.7	36.5	22
1BJ-04-10	G1/4"X19	7/8"X14	12	19.3	39	24
1BJ-06	G3/8"X19	9/16"X18	13.5	14.1	35.5	22
1BJ-06-04	G3/8"X19	7/16"X20	13.5	14	35.5	22
1BJ-06-05	G3/8"X19	1/2"X20	13.5	14	35.5	22
1BJ-06-08	G3/8"X19	3/4"X16	13.5	16.7	38.5	22
1BJ-06-10	G3/8"X19	7/8"X14	13.5	19.3	41	24
1BJ-06-12	G3/8"X19	1.1/16"X12	13.5	21.9	45	30
1BJ-08	G1/2"X14	3/4"X16	16	16.7	43	27
1BJ-08-04	G1/2"X14	7/16"X20	16	14	40	27
1BJ-08-05	G1/2"X14	1/2"X20	16	14	40	27
1BJ-08-06	G1/2"X14	9/16"X18	16	14.1	40	27
1BJ-08-10	G1/2"X14	7/8"X14	16	19.3	45.5	27
1BJ-08-12	G1/2"X14	1.1/16"X12	16	21.9	48	30
1BJ-08-14	G1/2"X14	1.3/16"X12	16	22.6	49.5	32
1BJ-08-16	G1/2"X14	1.5/16"X12	16	23.1	50	36
1BJ-10	G5/8"X14	7/8"X14	17.5	19.3	47	30
1BJ-10-08	G5/8"X14	3/4"X16	17.5	16.7	44	30
1BJ-10-12	G5/8"X14	1.1/16"X12	17.5	21.9	49.5	30
1BJ-10-16	G5/8"X14	1.5/16"X12	17.5	23.1	51.5	36
1BJ-12	G3/4"X14	1.1/16"X12	18.5	21.9	51.5	32
1BJ-12-06	G3/4"X14	9/16"X18	18.5	14.1	43.5	32
1BJ-12-08	G3/4"X14	3/4"X16	18.5	16.7	46.5	32
1BJ-12-10	G3/4"X14	7/8"X14	18.5	19.3	49	32
1BJ-12-14	G3/4"X14	1.3/16"X12	18.5	22.6	52	32
1BJ-12-16	G3/4"X14	1.5/16"X12	18.5	23.1	52.5	34
1BJ-12-20	G3/4"X14	1.5/8"X12	18.5	24.3	55.5	46
1BJ-16	G1"X11	1.5/16"X12	20.5	23.1	57	41
1BJ-16-08	G1"X11	3/4"X16	20.5	16.7	50	41
1BJ-16-10	G1"X11	7/8"X14	20.5	19.3	53	41
1BJ-16-12	G1"X11	1.1/16"X12	20.5	21.9	55.5	41
1BJ-16-14	G1"X11	1.3/16"X12	20.5	22.6	56	41
1BJ-16-20	G1"X11	1.5/8"X12	20.5	24.3	58	46

PART NO.	THREAD		DIMENSIONS			
	E	F	A	B	L	S1
1BJ-20	G1.1/4"X11	1.5/8"X12	20.5	24.3	62	50
1BJ-20-12	G1.1/4"X11	1.1/16"X12	20.5	21.9	57.5	50
1BJ-20-16	G1.1/4"X11	1.5/16"X12	20.5	23.1	60.5	50
1BJ-20-24	G1.1/4"X11	1.7/8"X12	20.5	27.5	63	50
1BJ-24-16	G1.1/2"X11	1.5/16"X12	23	23.1	61	55
1BJ-24-20	G1.1/2"X11	1.5/8"X12	23	24.3	62.5	55
1BJ-24	G1.1/2"X11	1.7/8"X12	23	27.5	67.5	55
1BJ-24-32	G1.1/2"X11	2.1/2"X12	23	33.9	74	65
1BJ-32	G2"X11	2.1/2"X12	25.5	33.9	77.5	70
1BJ-32-24	G2"X11	1.7/8"X12	25.5	27.5	70	70

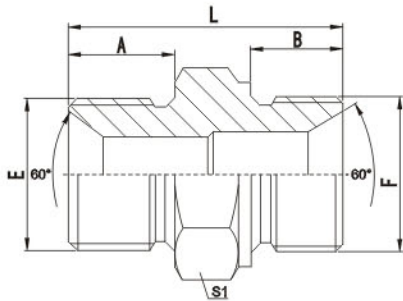
Nut and sleeve should be ordered separately. The nut NB200 and sleeve NB500 is suitable for metric tube, the nut NB200 and sleeve NB300 is suitable for inch tube.



1BL

BSP MALE DOUBLE USE FOR 60° SEAT OR BONDED SEAL/
METRIC MALE WITH BONDED SEAL

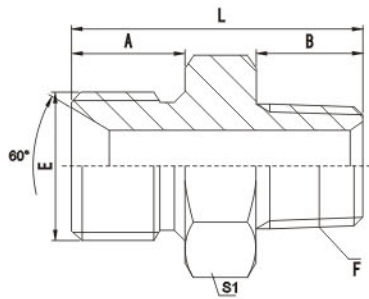
PART NO.	THREAD		SEAL	DIMENSIONS			
	E	F	F	A	B	L	S1
1BL-02-10	G1/8"X28	M10X1	ZHD-10	10	8	25	17
1BL-04-10	G1/4"X19	M10X1	ZHD-10	12	8	27	19
1BL-04-14	G1/4"X19	M14X1.5	ZHD-14	12	12	31	19
1BL-06-14	G3/8"X19	M14X1.5	ZHD-14	13.5	12	35	22
1BL-06-16	G3/8"X19	M16X1.5	ZHD-16	13.5	12	34	22
1BL-06-18	G3/8"X19	M18X1.5	ZHD-18	13.5	12	33.5	24
1BL-08-16	G1/2"X14	M16X1.5	ZHD-16	16	12	38	27
1BL-08-18	G1/2"X14	M18X1.5	ZHD-18	16	12	38	27
1BL-08-22	G1/2"X14	M22X1.5	ZHD-22	16	14	41.5	30
1BL-10-33	G5/8"X14	M33X2	ZHD-33	17.5	18	48.5	41
1BL-12-16	G3/4"X14	M16X1.5	ZHD-16	18.5	12	41.5	32
1BL-12-22	G3/4"X14	M22X1.5	ZHD-22	18.5	14	43.5	30
1BL-12-27	G3/4"X14	M27X2	ZHD-27	18.5	16	45.5	36
1BJ-12-33	G3/4"X14	M33X2	ZHD-33	18.5	18	49.5	41
1BL-16-27	G1"X11	M27X2	ZHD-27	20.5	16	51.5	41
1BL-16-33	G1"X11	M33X2	ZHD-33	20.5	18	53.5	41
1BL-20-42	G1.1/4"X11	M42X2	ZHD-42	20.5	20	56.5	50



1BM

BSP MALE DOUBLE USE FOR 60° SEAT OR BONDED SEAL/
METRIC MALE DOUBLE USE FOR 60° SEAT OR BONDED SEAL

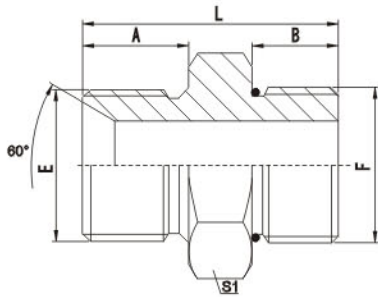
PART NO.	THREAD		DIMENSIONS			
	E	F	A	B	L	S1
1BM-02-10	G 1/8"X28	M10X1	10	8	25	14
1BM-02-12	G 1/8"X28	M12X1.5	10	10	27	17
1BM-04-12	G 1/4"X19	M12X1.5	12	10	29	19
1BM-04-14	G 1/4"X19	M14X1.5	12	11	30	19
1BM-04-16	G 1/4"X19	M16X1.5	12	12	33	22
1BM-04-18	G 1/4"X19	M18X1.5	12	12	33	24
1BM-06-10	G 3/8"X19	M10X1	13.5	8	29.5	22
1BM-06-12	G 3/8"X19	M12X1.5	13.5	10	31.5	22
1BM-06-14	G 3/8"X19	M14X1.5	13.5	11	32.5	22
1BM-06-16	G 3/8"X19	M16X1.5	13.5	12	33.5	22
1BM-06-18	G 3/8"X19	M18X1.5	13.5	12	34.5	24
1BM-06-20	G 3/8"X19	M20X1.5	13.5	14	38.5	27
1BM-06-22	G 3/8"X19	M22X1.5	13.5	14	38.5	27
1BM-08-14	G 1/2"X14	M14X1.5	16	11	38	27
1BM-08-16	G 1/2"X14	M16X1.5	16	12	39	27
1BM-08-18	G 1/2"X14	M18X1.5	16	12	39	27
1BM-08-20	G 1/2"X14	M20X1.5	16	14	41	27
1BM-08-22	G 1/2"X14	M22X1.5	16	14	41	27
1BM-08-24	G 1/2"X14	M24X1.5	16	14	41	30
1BM-08-26	G 1/2"X14	M26X1.5	16	16	44	32
1BM-08-27D	G 1/2"X14	M27X1.5	16	16	44	32
1BM-08-30	G 1/2"X14	M30X1.5	16	18	45	36
1BM-10-22	G 5/8"X14	M22X1.5	17.5	14	42.5	30
1BM-10-26	G 5/8"X14	M26X1.5	17.5	16	45.5	32
1BM-12-18	G 3/4"X14	M18X1.5	18.5	12	42.5	32
1BM-12-20	G 3/4"X14	M20X1.5	18.5	14	44.5	32
1BM-12-22	G 3/4"X14	M22X1.5	18.5	14	44.5	32
1BM-12-24	G 3/4"X14	M24X1.5	18.5	14	44.5	32
1BM-12-26	G 3/4"X14	M26X1.5	18.5	16	46.5	32
1BM-12-27	G 3/4"X14	M27X2	18.5	16	46.5	32
1BM-12-27D	G 3/4"X14	M27X1.5	18.5	16	46.5	32
1BM-12-30	G 3/4"X14	M30X2	18.5	18	47.5	36
1BM-12-30D	G 3/4"X14	M30X1.5	18.5	18	47.5	36
1BM-16-14	G 1"X11	M14X1.5	20.5	11	45.5	41
1BM-16-22	G 1"X11	M22X1.5	20.5	14	48.5	41



1BN

BSP MALE DOUBLE USE FOR 60° SEAT OR BONDED SEAL/
NPT MALE

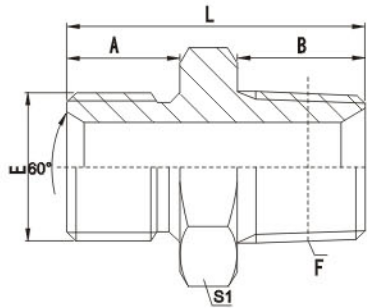
PART NO.	THREAD		DIMENSIONS			
	E	F	A	B	L	S1
1BN-02	G 1/8"X28	Z 1/8"X27	10	10.5	26	14
1BN-02-04	G 1/8"X28	Z 1/4"X18	10	15	31	17
1BN-04	G 1/4"X19	Z 1/4"X18	12	15	33	19
1BN-04-02	G 1/4"X19	Z 1/8"X27	12	10.5	28	19
1BN-04-06	G 1/4"X19	Z 3/8"X18	12	16	34	19
1BN-04-08	G 1/4"X19	Z 1/2"X14	12	19.5	39.5	22
1BN-06	G 3/8"X19	Z 3/8"X18	13.5	16	37.5	22
1BN-06-04	G 3/8"X19	Z 1/4"X14	13.5	15	36	22
1BN-06-08	G 3/8"X19	Z 1/2"X14	13.5	19.5	41	22
1BN-06-12	G 3/8"X19	Z 3/4"X14	13.5	19.5	43	30
1BN-08	G 1/2"X14	Z 1/2"X14	16	19.5	45.5	27
1BN-08-06	G 1/2"X14	Z 3/8"X18	16	16	42	27
1BN-08-12	G 1/2"X14	Z 3/4"X14	16	19.5	45.5	30
1BN-08-16	G 1/2"X14	Z 1"X11.5	16	25.5	52.5	36
1BN-10-08	G 5/8"X14	Z 1/2"X14	17.5	19.5	47	30
1BN-10-12	G 5/8"X14	Z 3/4"X14	17.5	19.5	47	30
1BN-12	G 3/4"X14	Z 3/4"X14	18.5	19.5	49	32
1BN-12-06	G 3/4"X14	Z 3/8"X18	18.5	16	45.5	32
1BN-12-08	G 3/4"X14	Z 1/2"X14	18.5	19.5	49	32
1BN-12-16	G 3/4"X14	Z 1"X11.5	18.5	25.5	55	36
1BN-16	G 1"X11	Z 1"X11.5	20.5	25.5	59	41
1BN-16-12	G 1"X11	Z 3/4"X14	20.5	19.5	53	41
1BN-16-20	G 1"X11	Z 1.1/4"X11.5	20.5	26.5	60	46
1BN-20	G 1.1/4"X11	Z 1.1/4"X11.5	20.5	26.5	62	50
1BN-20-16	G 1.1/4"X11	Z 1"X11.5	20.5	25.5	61	50
1BN-20-24	G 1.1/4"X11	Z 1.1/2"X11.5	20.5	27.5	63	50
1BN-24	G 1.1/2"X11	Z 1.1/2"X11.5	23	27.5	65.5	55
1BN-24-20	G 1.1/2"X11	Z 1.1/4"X11.5	23	26.5	64.5	55
1BN-24-32	G 1.1/2"X11	Z 2"X11.5	23	27.5	67.5	65
1BN-32	G 2"X11	Z 2"X11.5	25.5	27.5	70	70
1BN-32-20	G 2"X11	Z 1.1/4"X11.5	25.5	26.5	69	70
1BN-32-24	G 2"X11	Z 1.1/2"X11.5	25.5	27.5	70	70



1BO

BSP MALE DOUBLE USE FOR 60° SEAT OR BONDED SEAL/
SAE O-RING BOSS L-SERIES ISO 11926-3

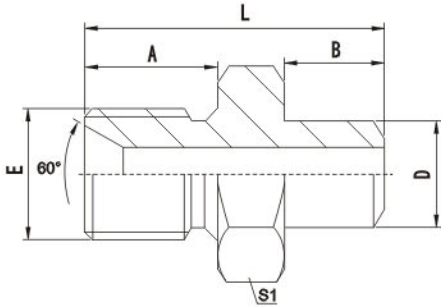
PART NO.	THREAD		O-RING	DIMENSIONS			
	E	F	F	A	B	L	S1
1BO-04	G1/4"X19	7/16"X20	O904	12	9.1	29.5	19
1BO-04-05	G1/4"X19	1/2"X20	O905	12	9.1	29.5	19
1BO-04-06	G1/4"X19	9/16"X18	O906	12	9.9	32	19
1BO-04-08	G1/4"X19	3/4"X16	O908	12	11.1	31	22
1BO-06	G3/8"X19	9/16"X18	O906	13.5	9.9	33.5	22
1BO-06-04	G3/8"X19	7/16"X20	O904	13.5	9.1	33	22
1BO-06-08	G3/8"X19	3/4"X16	O908	13.5	11.1	36	24
1BO-06-10	G3/8"X19	7/8"X14	O910	13.5	12.7	39.5	27
1BO-08	G1/2"X14	3/4"X16	O908	16	11.1	38	27
1BO-08-06	G1/2"X14	9/16"X18	O906	16	9.9	36	27
1BO-08-10	G1/2"X14	7/8"X14	O910	16	12.7	42	27
1BO-08-12	G1/2"X14	1.1/16"X12	O912	16	15.1	42.5	36
1BO-10	G5/8"X14	7/8"X14	O910	17.5	12.7	43.5	30
1BO-10-08	G5/8"X14	3/4"X16	O908	17.5	11.1	41.5	30
1BO-10-12	G5/8"X14	1.1/16"X12	O912	17.5	15.1	47	34
1BO-12	G3/4"X14	1.1/16"X12	O912	18.5	15.1	48	34
1BO-12-08	G3/4"X14	3/4"X16	O908	18.5	11.1	40.5	32
1BO-12-10	G3/4"X14	7/8"X14	O910	18.5	12.7	45.5	32
1BO-12-14	G3/4"X14	1.3/16"X12	O914	18.5	15.1	48	38
1BO-12-16	G3/4"X14	1.5/16"X12	O916	18.5	15.1	50.7	41
1BO-16	G1"X11	1.5/16"X12	O916	20.5	15.1	52.6	41
1BO-16-10	G1"X11	7/8"X14	O910	20.5	12.7	49.5	41
1BO-16-12	G1"X11	1.1/16"X12	O912	20.5	15.1	52	41
1BO-16-14	G1"X11	1.3/16"X12	O914	20.5	15.1	52	41
1BO-16-20	G1"X11	1.5/8"X12	O920	20.5	15.1	54.7	50
1BO-20	G1.1/4"X11	1.5/8"X12	O920	20.5	15.1	54.7	50
1BO-20-16	G1.1/4"X11	1.5/16"X12	O916	20.5	15.1	54.7	50
1BO-24	G1.1/2"X11	1.7/8"X12	O924	23	15.1	57	55



1BT-SP

BSP MALE DOUBLE USE FOR 60° SEAT OR BONDED SEAL/BSPT MALE

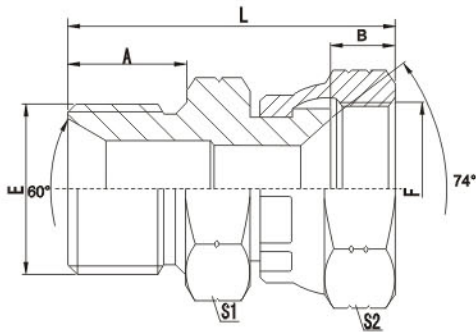
PART NO.	THREAD		DIMENSIONS			
	E	F	A	B	L	S1
1BT-02SP	G1/8"X28	R1/8"X28	10	10	26	14
1BT-02-04SP	G1/8"X28	R1/4"X19	10	14.5	30.5	14
1BT-04SP	G1/4"X19	R1/4"X19	12	14.5	32	19
1BT-04-02SP	G1/4"X19	R1/8"X28	12	10	28	19
1BT-04-06SP	G1/4"X19	R3/8"X19	12	15	32	19
1BT-04-08SP	G1/4"X19	R1/2"X14	12	20	40	24
1BT-06SP	G3/8"X19	R3/8"X19	13.5	15	35.5	22
1BT-06-04SP	G3/8"X19	R1/4"X19	13.5	14.5	35.5	22
1BT-06-08SP	G3/8"X19	R1/2"X14	13.5	20	40.5	24
1BT-08SP	G1/2"X14	R1/2"X14	16	20	45	27
1BT-08-04SP	G1/2"X14	R1/4"X19	16	14.5	40.5	27
1BT-08-06SP	G1/2"X14	R3/8"X19	16	15	40	27
1BT-08-12SP	G1/2"X14	R3/4"X14	16	20	45	30
1BT-10-06SP	G5/8"X14	R3/8"X19	17.5	15	41.5	30
1BT-10-08SP	G5/8"X14	R1/2"X14	17.5	20	46.5	30
1BT-10-12SP	G5/8"X14	R3/4"X14	17.5	20	46.5	30
1BT-10-16SP	G5/8"X14	R1"X11	17.5	25.5	54	36
1BT-12SP	G3/4"X14	R3/4"X14	18.5	20	48.5	32
1BT-12-08SP	G3/4"X14	R1/2"X14	18.5	20	49.5	32
1BT-12-16SP	G3/4"X14	R1"X11	18.5	25.5	53.5	36
1BT-12-20SP	G3/4"X14	R1.1/4"X11	18.5	26.5	58	46
1BT-16SP	G1"X11	R1"X11	20.5	25.5	58	41
1BT-16-12SP	G1"X11	R3/4"X14	20.5	20	53	41
1BT-16-20SP	G1"X11	R1.1/4"X11	20.5	26.5	60	46
1BT-20SP	G1.1/4"X11	R1.1/4"X11	20.5	26.5	62	50
1BT-20-12SP	G1.1/4"X11	R3/4"X14	20.5	20.5	56	50
1BT-20-16SP	G1.1/4"X11	R1"X11	20.5	25.5	61	50
1BT-20-24SP	G1.1/4"X11	R1.1/2"X11	20.5	26.5	62	50
1BT-24SP	G1.1/2"X11	R1.1/2"X11	23	26.5	64.5	55
1BT-24-16SP	G1.1/2"X11	R1"X11	23	25.5	63.5	55
1BT-24-20SP	G1.1/2"X11	R1.1/4"X11	23	26.5	64.5	55
1BT-24-32SP	G1.1/2"X11	R2"X11	23	30	70	65
1BT-32SP	G2"X11	R2"X11	25.5	30	72.5	70
1BT-32-20SP	G2"X11	R1.1/4"X11	25.5	27	68.5	70
1BT-32-24SP	G2"X11	R1.1/2"X11	25.5	26.5	68.5	70
1BT-40SP	G2.1/2"X11	R2.1/2"X11	32	34	83	90
1BT-48SP	G3"X11	R3"X11	36	38	94	100



1BW

BSP MALE DOUBLE USE FOR 60°
SEAT OR BONDED SEAL/BUTT-WELDED TUBE

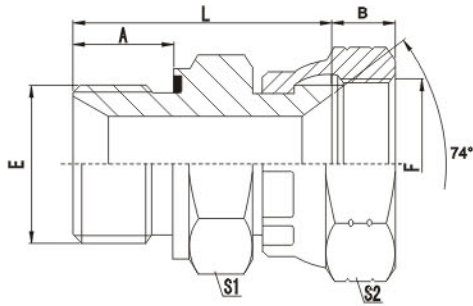
PART NO.	THREAD	TUBE O.D.	DIMENSIONS				
	E		A	B	D	L	S1
1BW-04-10	G 1/4"X19	10	12	7	10	25	19
1BW-06-14	G 3/8"X19	14	13.5	8	14	29.5	22
1BW-08-18	G 1/2"X14	18	16	10	18	36	27
1BW-12-22	G 3/4"X14	22	18.5	10	22	39.5	32
1BW-12-28	G 3/4"X14	28	18.5	12	28	41.5	32
1BW-16-28	G 1"X11	28	20.5	12	28	45.5	41
1BW-16-30	G 1"X11	30	20.5	12	30	45.5	41
1BW-20-34	G 1.1/4"X11	34	20.5	14	34	49.5	50
1BW-20-36	G 1.1/4"X11	36	20.5	14	36	49.5	50
1BW-20-42	G 1.1/4"X11	42	20.5	16	42	51.5	50
1BW-24-36	G 1.1/2"X11	36	23	14	36	52	55
1BW-24-42	G 1.1/2"X11	42	23	16	42	54	55
1BW-24-50	G 1.1/2"X11	50	23	16	50	54	55



2BJ

BSP MALE DOUBLE USE FOR 60°
SEAT OR BONDED SEAL/JIC FEMALE 74° SEAT

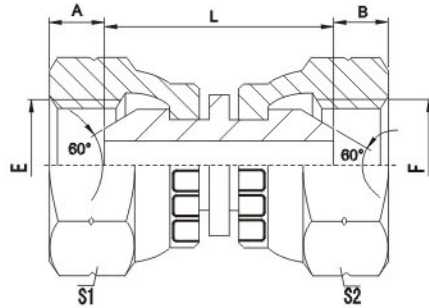
PART NO.	THREAD		DIMENSIONS				
	E	F	A	B	L	S1	S2
2BJ-02-04	G 1/8"X28	7/16"X20	10	9	24	14	15
2BJ-02-06	G 1/8"X28	9/16"X18	10	10.5	24.5	14	19
2BJ-04	G 1/4"X19	7/16"X20	12	9	26	19	15
2BJ-04-05	G 1/4"X19	1/2"X20	12	9.5	26.5	19	17
2BJ-04-06	G 1/4"X19	9/16"X18	12	10.5	27	19	19
2BJ-04-08	G 1/4"X19	3/4"X16	12	11	29	19	24
2BJ-06	G 3/8"X19	9/16"X18	13.5	10.5	30.5	22	19
2BJ-06-08	G 3/8"X19	3/4"X16	13.5	11	32.5	22	24
2BJ-06-10	G 3/8"X19	7/8"X14	13.5	13	33	22	27
2BJ-08	G 1/2"X14	3/4"X16	16	11	37	27	24
2BJ-08-06	G 1/2"X14	9/16"X18	16	10.5	35	27	19
2BJ-08-10	G 1/2"X14	7/8"X14	16	13	37.5	27	27
2BJ-10	G 5/8"X14	7/8"X14	17.5	14	37.5	30	27
2BJ-12	G 3/4"X14	1.1/16"X12	18.5	15	42	32	32
2BJ-12-08	G 3/4"X14	3/4"X16	18.5	11	40	32	24
2BJ-12-10	G 3/4"X14	7/8"X14	18.5	13	41	32	27
2BJ-12-16	G 3/4"X14	1.5/16"X12	18.5	16	42	32	41
2BJ-16	G 1"X11	1.5/16"X12	20.5	16	46	41	41
2BJ-16-20	G 1"X11	1.5/8"X12	20.5	17	50	41	50
2BJ-20	G 1.1/4"X11	1.5/8"X12	20.5	17	52	50	50
2BJ-20-24	G 1.1/4"X11	1.7/8"X12	20.5	20	53.5	50	55
2BJ-24	G 1.1/2"X11	1.7/8"X12	23	20	56.5	55	55
2BJ-32	G 2"X11	2.1/2"X12	25.5	24.5	60	70	75



2BJ-WD

BSP MALE CAPTIVE SEAL /
JIC FEMALE 74° SEAT

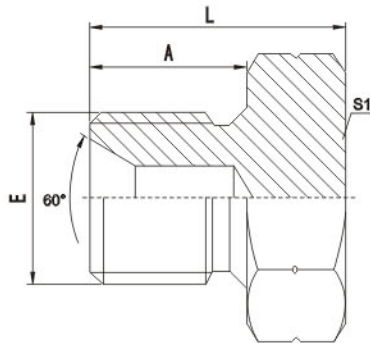
PART NO.	THREAD		CAPTIVE	DIMENSIONS				
	E	F		E	A	B	L	S1
2BJ-02-04WD	G 1/8"X28	7/16"X20	WD-B02	8	9	23.5	14	15
2BJ-04-05WD	G 1/4"X19	1/2"X20	WD-B04	12	9.5	28.5	19	17
2BJ-04-06WD	G 1/4"X19	9/16"X18	WD-B04	12	10.5	28.5	19	19
2BJ-04-08WD	G 1/4"X19	3/4"X16	WD-B04	12	11	30.5	19	24
2BJ-04WD	G 1/4"X19	7/16"X20	WD-B04	12	9	28	19	15
2BJ-06-08WD	G 3/8"X19	3/4"X16	WD-B06	12	11	33	22	24
2BJ-06WD	G 3/8"X19	9/16"X18	WD-B06	12	10.5	31	22	19
2BJ-08-06WD	G 1/2"X14	9/16"X18	WD-B08	14	10.5	33.5	27	19
2BJ-08-10WD	G 1/2"X14	7/8"X14	WD-B08	14	13	38	27	27
2BJ-08WD	G 1/2"X14	3/4"X16	WD-B08	14	11	37.5	27	24
2BJ-12-16WD	G 3/4"X14	1.5/16"X12	WD-B12	16	16	42.5	32	41
2BJ-12WD	G 3/4"X14	1.1/16"X12	WD-B12	16	15	42.5	32	32
2BJ-16WD	G 1"X11	1.5/16"X12	WD-B16	18	16	46.5	41	41
2BJ-20-16WD	G 1.1/4"X11	1.5/16"X12	WD-B20	20	16	50.5	50	41
2BJ-20WD	G 1.1/4"X11	1.5/8"X12	WD-B20	20	17	54.5	50	50
2BJ-24WD	G 1.1/2"X11	1.7/8"X12	WD-B24	22	20	58.5	55	55



3B

BSP FEMALE 60° CONE

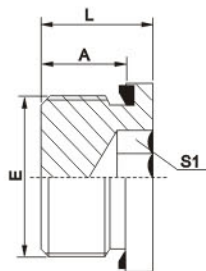
PART NO.	THREAD		DIMENSIONS				
	E	F	A	B	L	S1	S2
3B-02	G 1/8"X28	G 1/8"X28	5.5	5.5	21	14	14
3B-02-04	G 1/8"X28	G 1/4"X19	5.5	5.5	23	14	19
3B-04	G 1/4"X19	G 1/4"X19	5.5	5.5	25	19	19
3B-04-06	G 1/4"X19	G 3/8"X19	5.5	6.3	26.5	19	22
3B-04-08	G 1/4"X19	G 1/2"X14	5.5	7.5	28.5	19	27
3B-06	G 3/8"X19	G 3/8"X19	6.3	6.3	27	22	22
3B-06-08	G 3/8"X19	G 1/2"X14	6.3	7.5	29.5	22	27
3B-08	G 1/2"X14	G 1/2"X14	7.5	7.5	31	27	27
3B-08-10	G 1/2"X14	G 5/8"X14	7.5	9.5	31.5	27	30
3B-08-12	G 1/2"X14	G 3/4"X14	7.5	10.9	32.5	27	32
3B-10	G 5/8"X14	G 5/8"X14	9.5	9.5	31.5	30	30
3B-10-12	G 5/8"X14	G 3/4"X14	9.5	10.9	33	30	32
3B-12	G 3/4"X14	G 3/4"X14	10.9	10.9	33.5	32	32
3B-12-16	G 3/4"X14	G 1"X11	10.9	11.7	35	32	41
3B-16	G 1"X11	G 1"X11	11.7	11.7	36.5	41	41
3B-16-20	G 1"X11	G 1.1/4"X11	11.7	11	37.5	41	50
3B-20	G 1.1/4"X11	G 1.1/4"X11	11	11	40	50	50
3B-24	G 1.1/2"X11	G 1.1/2"X11	13	13	42	55	55
3B-32	G 2"X11	G 2"X11	16	16	47	70	70



4B

BSP MALE DOUBLE USE FOR 60° SEAT OR BONDED SEAL PLUG

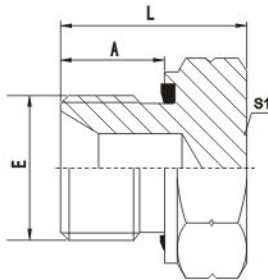
PART NO.	THREAD	DIMENSIONS		
	E	A	L	S1
4B-02	G 1/8"X28	10	16	14
4B-04	G 1/4"X19	12	18	19
4B-06	G 3/8"X19	13.5	21.5	22
4B-08	G 1/2"X14	16	26	27
4B-10	G 5/8"X14	17.5	27.5	30
4B-12	G 3/4"X14	18.5	29.5	32
4B-16	G 1"X11	20.5	34	41
4B-20	G 1.1/4"X11	20.5	37.5	50
4B-24	G 1.1/2"X11	23	40	55
4B-32	G 2"X11	25.5	43.5	70



4BN-WD

BSP MALE CAPTIVE SEAL HOLLOW HEX PLUG

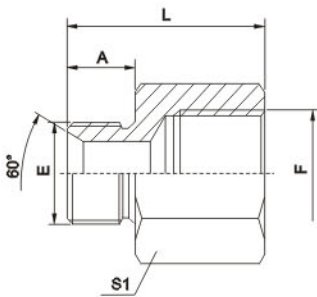
PART NO.	THREAD	CAPTIVE	DIMENSIONS		
	E	E	A	L	S1
4BN-02WD	G 1/8"X28	WD-B02	8	12.2	5
4BN-04WD	G 1/4"X19	WD-B04	12	17.2	6
4BN-06WD	G 3/8"X19	WD-B06	12	17.2	8
4BN-08WD	G 1/2"X14	WD-B08	14	19.2	10
4BN-12WD	G 3/4"X14	WD-B12	16	21.2	12
4BN-16WD	G 1"X11	WD-B16	16	22.8	17
4BN-20WD	G 1.1/4"X11	WD-B20	20	26.8	22
4BN-24WD	G 1.1/2"X11	WD-B24	22	28.8	24



4B-WD

BSP MALE CAPTIVE SEAL PLUG

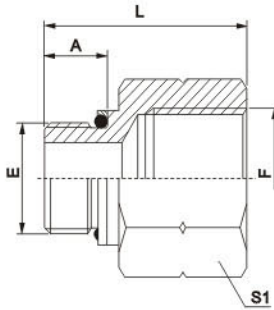
PART NO.	THREAD		DIMENSIONS		
	E	CAPTIVE E	A	L	S1
4B-02WD	G 1/8"X28	WD-B02	8	15.5	14
4B-04WD	G 1/4"X19	WD-B04	12	19.6	19
4B-06WD	G 3/8"X19	WD-B06	12	22.5	22
4B-08WD	G 1/2"X14	WD-B08	14	25	27
4B-12WD	G 3/4"X14	WD-B12	16	29	32
4B-16WD	G 1"X11	WD-B16	16	35	41
4B-20WD	G 1.1/4"X11	WD-B20	20	37	50
4B-24WD	G 1.1/2"X11	WD-B24	22	40	55



5B

BSP MALE DOUBLE USE FOR 60° SEAT OR BONDED SEAL/
BSP FEMALE ISO 1179

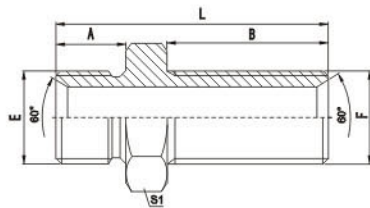
PART NO.	THREAD		DIMENSIONS		
	E	F	A	L	S1
5B-02-04	G 1/8"X28	G 1/4"X19	11	29	19
5B-04-02	G 1/4"X19	G 1/8"X28	12	28	19
5B-04	G 1/4"X19	G 1/4"X19	12	33	19
5B-04-06	G 1/4"X19	G 3/8"X19	12	36	22
5B-06-04	G 3/8"X19	G 1/4"X19	13.5	33.5	22
5B-06	G 3/8"X19	G 3/8"X19	13.5	37.5	22
5B-06-08	G 3/8"X19	G 1/2"X14	13.5	42.5	27
5B-08-06	G 1/2"X14	G 3/8"X19	16	38	27
5B-08	G 1/2"X14	G 1/2"X14	16	45	27
5B-08-10	G 1/2"X14	G 5/8"X14	16	46	30
5B-08-12	G 1/2"X14	G 3/4"X14	16	44.5	36
5B-10-08	G 5/8"X14	G 1/2"X14	16	41.5	30
5B-12-08	G 3/4"X14	G 1/2"X14	18.5	44.5	32
5B-12	G 3/4"X14	G 3/4"X14	18.5	48	36
5B-12-16	G 3/4"X14	G 1"X11	18.5	53.5	41
5B-16-12	G 1"X11	G 3/4"X14	20.5	47.5	41
5B-16	G 1"X11	G 1"X11	20.5	55.5	41
5B-16-20	G 1"X11	G 1.1/4"X11	20.5	56.5	50
5B-20-16	G 1.1/4"X11	G 1"X11	20.5	49	50
5B-20	G 1.1/4"X11	G 1.1/4"X11	20.5	52.5	50
5B-20-24	G 1.1/4"X11	G 1.1/2"X11	20.5	57.5	55
5B-24	G 1.1/2"X11	G 1.1/2"X11	23	58	55
5B-32-24	G 2"X11	G 1.1/2"X11	26	59.5	70
5B-32	G 2"X11	G 2"X11	26	63	70



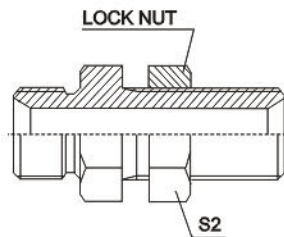
5GB

BSP MALE O-RING / BSP FEMALE ISO 1179

PART NO.	THREAD		O-RING	DIMENSIONS		
	E	F	E	A	L	S1
5GB-04	G 1/4"X19	G 1/4"X19	O111	11	32	19
5GB-04-06	G 1/4"X19	G 3/8"X19	O111	11	35	22
5GB-06	G 3/8"X19	G 3/8"X19	O113	11.5	36	22
5GB-06-08	G 3/8"X19	G 1/2"X14	O113	11.5	41	27
5GB-08	G 1/2"X14	G 1/2"X14	O115	14	41	27
5GB-08-12	G 1/2"X14	G 3/4"X14	O115	14	46	36
5GB-12	G 3/4"X14	G 3/4"X14	O119	15.5	46	36
5GB-12-16	G 3/4"X14	G 1"X11	O119	15.5	50	41
5GB-16-12	G 1"X11	G 3/4"X14	O217	18	47	41
5GB-16	G 1"X11	G 1"X11	O217	18	52.5	41



6B

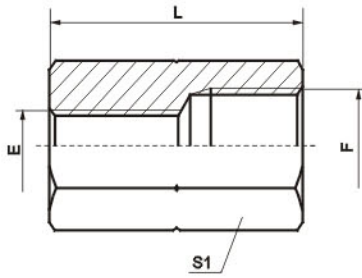


6B-LN

BSP MALE 60° SEAT BULKHEAD

PART NO.	THREAD		DIMENSIONS				
	E	F	A	B	L	S1	S2
6B-02	G 1/8"X28	G 1/8"X28	10	33	49	14	14
6B-04	G 1/4"X19	G 1/4"X19	12	35	53	19	19
6B-06	G 3/8"X19	G 3/8"X19	13.5	35	56.5	22	22
6B-08	G 1/2"X14	G 1/2"X14	16	39	65	27	27
6B-10	G 5/8"X14	G 5/8"X14	17.5	40	67.5	30	30
6B-12	G 3/4"X14	G 3/4"X14	18.5	42	71.5	32	32
6B-16	G 1"X11	G 1"X11	20.5	50	84	41	41
6B-20	G 1.1/4"X11	G 1.1/4"X11	20.5	52	89.5	50	50
6B-24	G 1.1/2"X11	G 1.1/2"X11	23	55	93	55	55
6B-32	G 2"X11	G 2"X11	25.5	55	97.5	70	70

NOTE: In case if you are interested to order the adapter in complete set with lock nut, it is necessary to insert suffix "LN" after our part NO., for example 6B-16LN, The lock nut NO. is 8B.



7B

BSP FEMALE ISO 1179

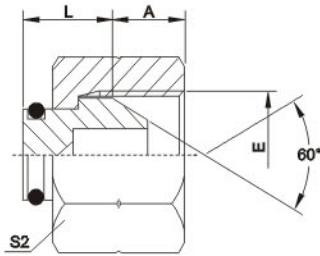
PART NO.	THREAD		DIMENSIONS	
	E	F	L	S1
7B-02	G 1/8"X28	G 1/8"X28	22	14
7B-02-04	G 1/8"X28	G 1/4"X19	24	19
7B-04	G 1/4"X19	G 1/4"X19	24	19
7B-04-06	G 1/4"X19	G 3/8"X19	29	22
7B-06	G 3/8"X19	G 3/8"X19	26	22
7B-06-08	G 3/8"X19	G 1/2"X14	33	27
7B-08	G 1/2"X14	G 1/2"X14	32	27
7B-08-10	G 1/2"X14	G 5/8"X14	36	30
7B-10	G 5/8"X14	G 5/8"X14	36	30
7B-12	G 3/4"X14	G 3/4"X14	36	32
7B-12-16	G 3/4"X14	G 1"X11	43	41
7B-16	G 1"X11	G 1"X11	40	41
7B-16-20	G 1"X11	G 1.1/4"X11	46	50
7B-20	G 1.1/4"X11	G 1.1/4"X11	44	50
7B-20-24	G 1.1/4"X11	G 1.1/2"X11	48	55
7B-24	G 1.1/2"X11	G 1.1/2"X11	45	55
7B-24-32	G 1.1/2"X11	G 2"X11	56	70
7B-32	G 2"X11	G 2"X11	54	70



8B

BSP LOCK NUT

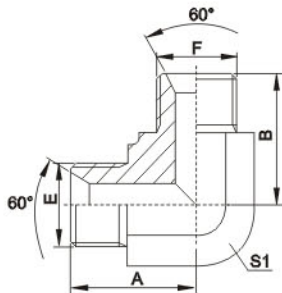
PART NO.	THREAD	DIMENSIONS	
	E	A	S1
8B-02	G 1/8"X28	5.5	14
8B-04	G 1/4"X19	6.5	19
8B-06	G 3/8"X19	7	22
8B-08	G 1/2"X14	9	27
8B-10	G 5/8"X14	9	30
8B-12	G 3/4"X14	10.5	32
8B-16	G 1"X11	10.5	41
8B-20	G 1.1/4"X11	10.5	50
8B-24	G 1.1/2"X11	10.5	55
8B-32	G 2"X11	10.5	70



9B

BSP FEMALE 60° CONE PLUG

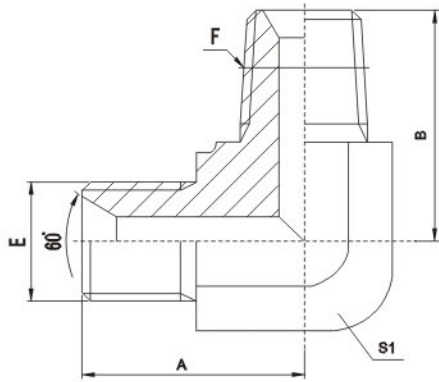
PART NO.	THREAD	DIMENSIONS		
	E	A	L	S2
9B-02	G 1/8"X28	5.5	11.5	14
9B-04	G 1/4"X19	5.5	13.5	19
9B-06	G 3/8"X19	6.3	14.5	22
9B-08	G 1/2"X14	7.5	16	27
9B-10	G 5/8"X14	9.5	16.5	30
9B-12	G 3/4"X14	10.9	17.5	32
9B-16	G 1"X11	11.7	19	41
9B-20	G 1.1/4"X11	11	21.5	50
9B-24	G 1.1/2"X11	13	22	55
9B-32	G 2"X11	16	26.5	70



1B9

90° ELBOW BSP MALE 60° SEAT

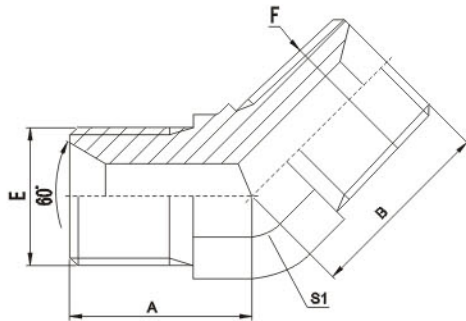
PART NO.	THREAD		DIMENSIONS		
	E	F	A	L	S2
1B9-02	G 1/8"X28	G 1/8"X28	19.8	19.8	11
1B9-02-04	G 1/8"X28	G 1/4"X19	23	25	14
1B9-04	G 1/4"X19	G 1/4"X19	24.5	24.5	14
1B9-04-06	G 1/4"X19	G 3/8"X19	26.5	27.5	16
1B9-06	G 3/8"X19	G 3/8"X19	27.5	27.5	16
1B9-06-08	G 3/8"X19	G 1/2"X14	31	34.5	22
1B9-08	G 1/2"X14	G 1/2"X14	34.5	34.5	22
1B9-08-12	G 1/2"X14	G 3/4"X14	37.5	40	27
1B9-10	G 5/8"X14	G 5/8"X14	35	35	22
1B9-10-12	G 5/8"X14	G 3/4"X14	37.5	39	30
1B9-12	G 3/4"X14	G 3/4"X14	40	40	27
1B9-12-16	G 3/4"X14	G 1"X11	43.5	46	33
1B9-16	G 1"X11	G 1"X11	46	46	33
1B9-16-20	G 1"X11	G 1.1/4"X11	50.5	50.5	41
1B9-20	G 1.1/4"X11	G 1.1/4"X11	50.5	50.5	41
1B9-20-24	G 1.1/4"X11	G 1.1/2"X11	54.5	57.5	48
1B9-24	G 1.1/2"X11	G 1.1/2"X11	57.5	57.5	48
1B9-32	G 2"X11	G 2"X11	68	68	63



1BN9

90° ELBOW BSP MALE 60° SEAT/NPT MALE

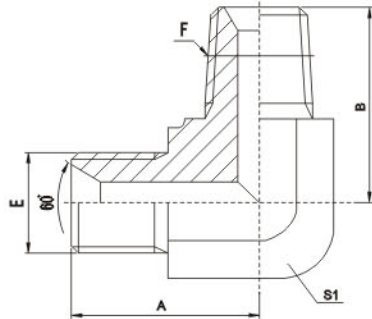
PART NO.	THREAD		DIMENSIONS		
	E	F	A	B	S1
1BN9-04	G 1/4"X19	Z 1/4"X18	24.5	25.5	14
1BN9-04-02	G 1/4"X19	Z 1/8"X27	24.5	23.5	14
1BN9-06	G 3/8"X19	Z 3/8"X18	28.5	31	19
1BN9-06-04	G 3/8"X19	Z 1/4"X18	27.5	26.5	16
1BN9-06-08	G 3/8"X19	Z 1/2"X14	31	36.5	22
1BN9-06-12	G 3/8"X19	Z 3/4"X14	34.5	44	27
1BN9-08	G 1/2"X14	Z 1/2"X14	34.5	37.5	22
1BN9-08-06	G 1/2"X14	Z 3/8"X18	34.5	33	22
1BN9-12	G 3/4"X14	Z 3/4"X14	38	43.5	27
1BN9-12-08	G 3/4"X14	Z 1/2"X14	39	40	27
1BN9-12-16	G 3/4"X14	Z 1"X11.5	43	50	33
1BN9-16	G 1"X11	Z 1"X11.5	46	50	33
1BN9-16-12	G 1"X11	Z 3/4"X14	46	46.5	33



1BT4-SP

45° ELBOW BSP MALE 60° SEAT/BSPT MALE

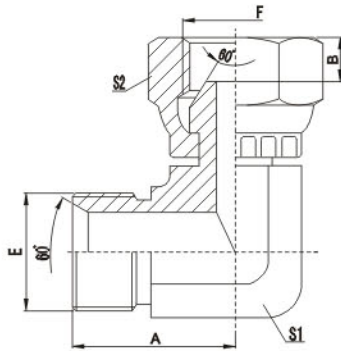
PART NO.	THREAD		DIMENSIONS		
	E	F	A	B	S1
1BT4-02SP	G 1/8"X28	R 1/8"X28	17	17	11
1BT4-04SP	G 1/4"X19	R 1/4"X19	20.3	21	14
1BT4-04-06SP	G 1/4"X19	R 3/8"X19	20.5	23	16
1BT4-06SP	G 3/8"X19	R 3/8"X19	22	23	16
1BT4-06-04SP	G 3/8"X19	R 1/4"X19	22	21	16
1BT4-06-08SP	G 3/8"X19	R 1/2"X14	24	29.5	22
1BT4-06-12SP	G 3/8"X19	R 3/4"X14	25.5	30.5	27
1BT4-08SP	G 1/2"X14	R 1/2"X14	27	29.5	22
1BT4-08-06SP	G 1/2"X14	R 3/8"X19	27	25	22
1BT4-08-12SP	G 1/2"X14	R 3/4"X14	28.5	30.5	27
1BT4-10-08SP	G 5/8"X14	R 1/2"X14	28.5	29.5	22
1BT4-10-12SP	G 5/8"X14	R 3/4"X14	29	35	27
1BT4-12SP	G 3/4"X14	R 3/4"X14	31	30.5	27
1BT4-12-08SP	G 3/4"X14	R 1/2"X14	31	30.5	27
1BT4-12-16SP	G 3/4"X14	R 1"X11	32.5	38	33
1BT4-16SP	G 1"X11	R 1"X11	35	38	33
1BT4-16-12SP	G 1"X11	R 3/4"X14	35	32.5	33
1BT4-16-20SP	G 1"X11	R 1.1/4"X11	38.5	43	41
1BT4-20SP	G 1.1/4"X11	R 1.1/4"X11	38.5	43	41
1BT4-20-16SP	G 1.1/4"X11	R 1"X11	38.5	42	41
1BT4-20-24SP	G 1.1/4"X11	R 1.1/2"X11	41.5	47.5	48
1BT4-24SP	G 1.1/2"X11	R 1.1/2"X11	44	47.5	48
1BT4-24-20SP	G 1.1/2"X11	R 1.1/4"X11	44	45.5	48
1BT4-24-32SP	G 1.1/2"X11	R 2"X11	51	60.5	63
1BT4-32SP	G 2"X11	R 2"X11	49.5	55.5	63
1BT4-32-24SP	G 2"X11	R 1.1/2"X11	51	52.5	63



1BT9-SP

90° ELBOW BSP MALE 60° SEAT/BSPT MALE

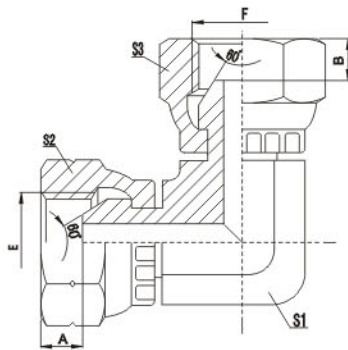
PART NO.	THREAD		DIMENSIONS		
	E	F	A	B	S1
1BT9-02SP	G 1/8"X28	R 1/8"X28	20	21	11
1BT9-02-04SP	G 1/8"X28	R 1/4"X19	22.3	25.5	14
1BT9-04SP	G 1/4"X19	R 1/4"X19	24.5	25.5	14
1BT9-04-02SP	G 1/4"X19	R 1/8"X28	25	23.5	14
1BT9-04-06SP	G 1/4"X19	R 3/8"X19	25	28.5	16
1BT9-04-08SP	G 1/4"X19	R 1/2"X14	30	36	22
1BT9-06SP	G 3/8"X19	R 3/8"X19	27.5	28.5	16
1BT9-06-04SP	G 3/8"X19	R 1/4"X19	27.5	26.5	16
1BT9-06-08SP	G 3/8"X19	R 1/2"X14	31	36	22
1BT9-08SP	G 1/2"X14	R 1/2"X14	34.5	36	22
1BT9-08-04SP	G 1/2"X14	R 1/4"X19	34.5	30.5	22
1BT9-08-06SP	G 1/2"X14	R 3/8"X19	34.5	32.5	22
1BT9-08-12SP	G 1/2"X14	R 3/4"X14	37.5	43.5	27
1BT9-08-16SP	G 1/2"X14	R 1"X11	41	50	33
1BT9-10-08SP	G 5/8"X14	R 1/2"X14	35	36	22
1BT9-10-12SP	G 5/8"X14	R 3/4"X14	39	43.5	27
1BT9-12SP	G 3/4"X14	R 3/4"X14	40	43	27
1BT9-12-06SP	G 3/4"X14	R 3/8"X19	40	36	27
1BT9-12-08SP	G 3/4"X14	R 1/2"X14	40	39.5	27
1BT9-12-16SP	G 3/4"X14	R 1"X11	43.5	50	33
1BT9-12-20SP	G 3/4"X14	R 1.1/4"X11	48	56.5	41
1BT9-16SP	G 1"X11	R 1"X11	46	50	33
1BT9-16-08SP	G 1"X11	R 1/2"X14	46	43	33
1BT9-16-12SP	G 1"X11	R 3/4"X14	46	47.5	33
1BT9-16-20SP	G 1"X11	R 1.1/4"X11	50.5	56.5	41
1BT9-20SP	G 1.1/4"X11	R 1.1/4"X11	52	59	41
1BT9-20-12SP	G 1.1/4"X11	R 3/4"X14	50.5	54	41
1BT9-20-16SP	G 1.1/4"X11	R 1"X11	52	56.5	41
1BT9-20-24SP	G 1.1/4"X11	R 1.1/2"X11	54.5	62.5	48
1BT9-24SP	G 1.1/2"X11	R 1.1/2"X11	57.5	62	48
1BT9-24-20SP	G 1.1/2"X11	R 1.1/4"X11	57.5	61	48
1BT9-24-32SP	G 1.1/2"X11	R 2"X11	66	75	63
1BT9-32SP	G 2"X11	R 2"X11	67	75	63
1BT9-32-24SP	G 2"X11	R 1.1/2"X11	68	72	63



2B9

90° ELBOW BSP MALE 60° SEAT/BSP FEMALE 60° CONE

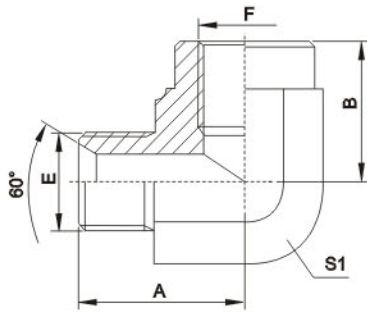
PART NO.	THREAD		DIMENSIONS			
	E	F	A	B	S1	S2
2B9-02	G 1/8"X28	G 1/8"X28	19.8	5.5	11	14
2B9-04	G 1/4"X19	G 1/4"X19	24.5	5.5	14	19
2B9-04-06	G 1/4"X19	G 3/8"X19	25	6.3	14	22
2B9-06	G 3/8"X19	G 3/8"X19	27.5	6.3	16	22
2B9-06-04	G 3/8"X19	G 1/4"X19	27.5	5.5	16	19
2B9-08	G 1/2"X14	G 1/2"X14	34.5	7.5	22	27
2B9-08-06	G 1/2"X14	G 3/8"X19	34.5	6.3	22	22
2B9-10	G 5/8"X14	G 5/8"X14	35	9.5	22	30
2B9-10-08	G 5/8"X14	G 1/2"X14	35	7.5	22	27
2B9-12	G 3/4"X14	G 3/4"X14	40	10.9	27	32
2B9-16	G 1"X11	G 1"X11	46	11.7	33	41
2B9-20	G 1.1/4"X11	G 1.1/4"X11	50.5	11	41	50
2B9-24	G 1.1/2"X11	G 1.1/2"X11	57.5	13	48	55
2B9-32	G 2"X11	G 2"X11	72.5	16	63	70



3B9

90° BSP FEMALE 60° CONE

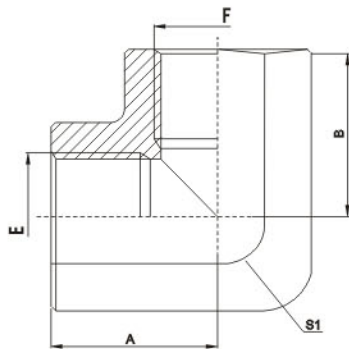
PART NO.	THREAD		DIMENSIONS				
	E	F	A	B	S1	S2	S3
3B9-02	G 1/8"X28	G 1/8"X28	5.5	5.5	11	14	14
3B9-04	G 1/4"X19	G 1/4"X19	5.5	5.5	11	19	19
3B9-06	G 3/8"X19	G 3/8"X19	6.3	6.3	14	22	22
3B9-08	G 1/2"X14	G 1/2"X14	7.5	7.5	19	27	27
3B9-10	G 5/8"X14	G 5/8"X14	9.5	9.5	19	30	30
3B9-12	G 3/4"X14	G 3/4"X14	10.9	10.9	24	32	32
3B9-16	G 1"X11	G 1"X11	11.7	11.7	30	41	41
3B9-20	G 1.1/4"X11	G 1.1/4"X11	11	11	41	50	50
3B9-24	G 1.1/2"X11	G 1.1/2"X11	13	13	48	55	55
3B9-32	G 2"X11	G 2"X11	16	16	63	70	70



5B9

45° ELBOW BSP MALE 60° SEAT/BSP FEMALE ISO 1179

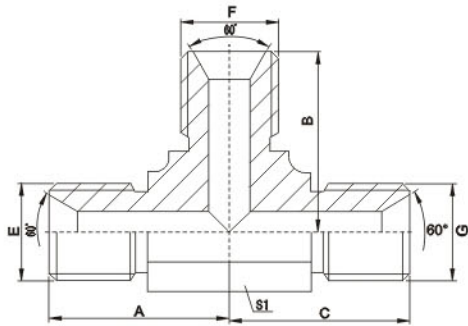
PART NO.	THREAD		DIMENSIONS		
	E	F	A	B	S1
5B9-02	G 1/8"X28	G 1/8"X28	22.5	20	16
5B9-04	G 1/4"X19	G 1/4"X19	25.5	22	19
5B9-06	G 3/8"X19	G 3/8"X19	30.5	26	24
5B9-08	G 1/2"X14	G 1/2"X14	39	31	30
5B9-12	G 3/4"X14	G 3/4"X14	43.5	37	33
5B9-16	G 1"X11	G 1"X11	50.5	43	41
5B9-20	G 1.1/4"X11	G 1.1/4"X11	55	46	50



7B9-PK

90° ELBOW BSP FEMALE ISO 1179

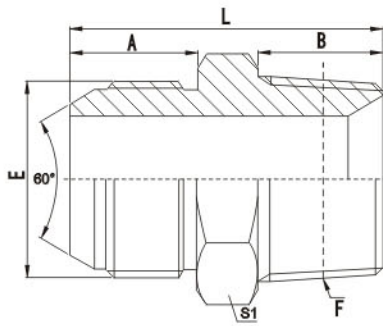
PART NO.	THREAD		DIMENSIONS		
	E	F	A	B	S1
7B9-02PK	G 1/8"X28	G 1/8"X28	20	20	16
7B9-04PK	G 1/4"X19	G 1/4"X19	22.5	22.5	19
7B9-06PK	G 3/8"X19	G 3/8"X19	16	26	24
7B9-08PK	G 1/2"X14	G 1/2"X14	31	31	27
7B9-12PK	G 3/4"X14	G 3/4"X14	34	34	33
7B9-16PK	G 1"X11	G 1"X11	42	42	41
7B9-20PK	G 1.1/4"X11	G 1.1/4"X11	48	48	50
7B9-24PK	G 1.1/2"X11	G 1.1/2"X11	53	53	60
7B9-32PK	G 2"X11	G 2"X11	62	62	70



AB

BSP MALE 60° SEAT TEE

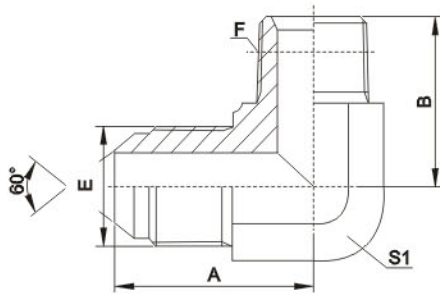
PART NO.	THREAD			DIMENSIONS			
	E	F	G	A	B	C	S1
AB-02	G 1/8"X28	G 1/8"X28	G 1/8"X28	19.8	19.8	19.8	11
AB-04	G 1/4"X19	G 1/4"X19	G 1/4"X19	24.5	24.5	24.5	14
AB-04-06-04	G 1/4"X19	G 3/8"X19	G 1/4"X19	26.5	27.5	26.5	16
AB-06-04-06	G 3/8"X19	G 1/4"X19	G 3/8"X19	27.5	26.5	27.5	16
AB-06	G 3/8"X19	G 3/8"X19	G 3/8"X19	27.5	27.5	27.5	16
AB-06-08-06	G 3/8"X19	G 1/2"X14	G 3/8"X19	31	34.5	31	22
AB-08-06-08	G 1/2"X14	G 3/8"X19	G 1/2"X14	34.5	31	34.5	22
AB-08	G 1/2"X14	G 1/2"X14	G 1/2"X14	34.5	34.5	34.5	22
AB-10	G 5/8"X14	G 5/8"X14	G 5/8"X14	35	35	35	22
AB-12	G 3/4"X14	G 3/4"X14	G 3/4"X14	40	40	40	27
AB-12-16-12	G 3/4"X14	G 1"X11	G 3/4"X14	43.5	46	43.5	33
AB-16-12-16	G 1"X11	G 3/4"X14	G 1"X11	46	43.5	46	33
AB-16	G 1"X11	G 1"X11	G 1"X11	46	46	46	33
AB-20	G 1.1/4"X11	G 1.1/4"X11	G 1.1/4"X11	50.5	50.5	50.5	41
AB-24	G 1.1/2"X11	G 1.1/2"X11	G 1.1/2"X11	57.5	57.5	57.5	48
AB-32	G 2"X11	G 2"X11	G 2"X11	72.5	72.5	72.5	63



1ST-SP

JIS GAS MALE 60° CONE/BSPT MALE

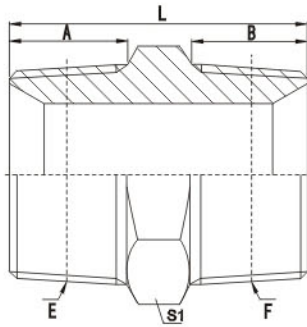
PART NO.	THREAD		DIMENSIONS			
	E	F	A	B	L	S1
1ST-02SP	G 1/8"X28	R 1/8"X28	12	10	28	14
1ST-02-04SP	G 1/8"X28	R 1/4"X19	12	14.5	32.5	17
1ST-04SP	G 1/4"X19	R 1/4"X19	16	14.5	36.5	17
1ST-04-02SP	G 1/4"X19	R 1/8"X28	16	10	32	17
1ST-04-06SP	G 1/4"X19	R 3/8"X19	16	15	37	19
1ST-04-08SP	G 1/4"X19	R 1/2"X14	16	20	44	22
1ST-06SP	G 3/8"X19	R 3/8"X19	18	15	39	19
1ST-06-04SP	G 3/8"X19	R 1/4"X19	18	14.5	40.5	22
1ST-06-08SP	G 3/8"X19	R 1/2"X14	18	20	46	22
1ST-08SP	G 1/2"X14	R 1/2"X14	20	20	48	22
1ST-08-04SP	G 1/2"X14	R 1/4"X19	20	14.5	42.5	22
1ST-08-06SP	G 1/2"X14	R 3/8"X19	20	15	45	27
1ST-08-12SP	G 1/2"X14	R 3/4"X14	20	20	50	27
1ST-12SP	G 3/4"X14	R 3/4"X14	22	20	53	30
1ST-12-08SP	G 3/4"X14	R 1/2"X14	22	20	52	30
1ST-12-16SP	G 3/4"X14	R 1"X11	22	25.5	58.5	36
1ST-16SP	G 1"X11	R 1"X11	24	25.5	62.5	41
1ST-16-12SP	G 1"X11	R 3/4"X14	24	20	57	41
1ST-20SP	G 1.1/4"X11	R 1.1/4"X11	27	26.5	66	46
1ST-24SP	G 1.1/2"X11	R 1.1/2"X11	27	26.5	67.5	50
1ST-32SP	G 2"X11	R 2"X11	30	30	77	65



1ST9-SP

90° ELBOW JIS GAS MALE 60° CONE/BSPT MALE

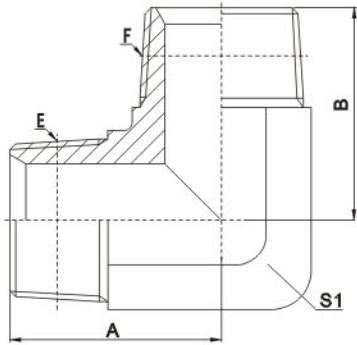
PART NO.	THREAD		DIMENSIONS		
	E	F	A	B	S1
1ST9-02SP	G 1/8"X28	R 1/8"X28	21.8	21	11
1ST9-02-04SP	G 1/8"X28	R 1/4"X19	24.3	25.5	14
1ST9-04SP	G 1/4"X19	R 1/4"X19	29	25.5	14
1ST9-04-02SP	G 1/4"X19	R 1/8"X28	29	23.5	14
1ST9-04-06SP	G 1/4"X19	R 3/8"X19	30	28.5	16
1ST9-06SP	G 3/8"X19	R 3/8"X19	31.5	28.5	16
1ST9-06-04SP	G 3/8"X19	R 1/4"X19	31.5	26.5	16
1ST9-06-08SP	G 3/8"X19	R 1/2"X14	36	36	22
1ST9-08SP	G 1/2"X14	R 1/2"X14	38	36	22
1ST9-08-06SP	G 1/2"X14	R 3/8"X19	38	32.5	22
1ST9-08-12SP	G 1/2"X14	R 3/4"X14	41	43.5	27
1ST9-12SP	G 3/4"X14	R 3/4"X14	43	43.5	27
1ST9-12-08SP	G 3/4"X14	R 1/2"X14	43	39.5	27
1ST9-12-16SP	G 3/4"X14	R 1"X11	47	50	33
1ST9-16SP	G 1"X11	R 1"X11	48.5	50	33
1ST9-20SP	G 1.1/4"X11	R 1.1/4"X11	57	56.5	41
1ST9-24SP	G 1.1/2"X11	R 1.1/2"X11	61	62.5	48
1ST9-32SP	G 2"X11	R 2"X11	73.2	74.2	63



1T-SP

BSPT MALE

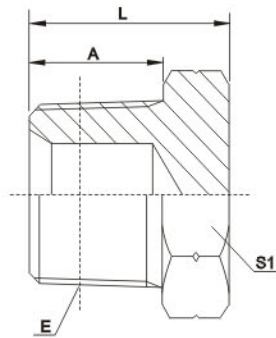
PART NO.	THREAD		DIMENSIONS			
	E	F	A	B	L	S1
1T-02SP	R 1/8"X28	R 1/8"X28	10	10	26	12
1T-02-04SP	R 1/8"X28	R 1/4"X19	10	14.5	30.5	14
1T-02-06SP	R 1/8"X28	R 3/8"X19	10	15	31	17
1T-04SP	R 1/4"X19	R 1/4"X19	14.5	14.5	34	14
1T-04-06SP	R 1/4"X19	R 3/8"X19	14.5	15	35	17
1T-04-08SP	R 1/4"X19	R 1/2"X14	15	20	43	22
1T-06SP	R 3/8"X19	R 3/8"X19	15	15	36	17
1T-06-08SP	R 3/8"X19	R 1/2"X14	15	20	43	22
1T-08SP	R 1/2"X14	R 1/2"X14	20	20	46	22
1T-08-12SP	R 1/2"X14	R 3/4"X14	20	20	48	27
1T-12SP	R 3/4"X14	R 3/4"X14	20	20	48	27
1T-12-16SP	R 3/4"X14	R 1"X11	20	25.5	55.5	36
1T-16SP	R 1"X11	R 1"X11	25.5	25.5	61	36
1T-16-20SP	R 1"X11	R 1.1/4"X11	25.5	26.5	64.5	46
1T-20SP	R 1.1/4"X11	R 1.1/4"X11	26.5	26.5	65.5	46
1T-20-24SP	R 1.1/4"X11	R 1.1/2"X11	26.5	26.5	67	50
1T-24SP	R 1.1/2"X11	R 1.1/2"X11	26.5	26.5	67	50
1T-24-32SP	R 1.1/2"X11	R 2"X11	26.5	30	71.5	65
1T-32SP	R 2"X11	R 2"X11	30	30	75	65



1T9-SP

90° ELBOW BSPT MALE

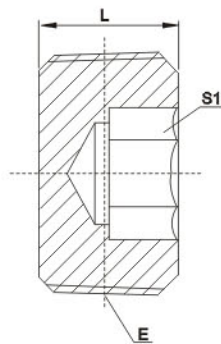
PART NO.	THREAD		DIMENSIONS		
	E	F	A	B	S1
1T9-02SP	R 1/8"X28	R 1/8"X28	21	21	11
1T9-02-04SP	R 1/8"X28	R 1/4"X19	23.5	25.5	14
1T9-04SP	R 1/4"X19	R 1/4"X19	25.5	25.5	14
1T9-04-06SP	R 1/4"X19	R 3/8"X19	26.5	28.5	16
1T9-04-08SP	R 1/4"X19	R 1/2"X14	30.5	36	22
1T9-06SP	R 3/8"X19	R 3/8"X19	28.5	28.5	16
1T9-06-08SP	R 3/8"X19	R 1/2"X14	32.5	36	22
1T9-08SP	R 1/2"X14	R 1/2"X14	36	36	22
1T9-08-12SP	R 1/2"X14	R 3/4"X14	39.5	43.5	27
1T9-12SP	R 3/4"X14	R 3/4"X14	43.5	43.5	27
1T9-12-16SP	R 3/4"X14	R 1"X11	48	50	33
1T9-16SP	R 1"X11	R 1"X11	50	50	33
1T9-16-20SP	R 1"X11	R 1.1/4"X11	56.5	57.5	41
1T9-20SP	R 1.1/4"X11	R 1.1/4"X11	57.5	57.5	41
1T9-24SP	R 1.1/2"X11	R 1.1/2"X11	62.5	62.5	48
1T9-32SP	R 2"X11	R 2"X11	68	75	63



4T-SP

BSPT MALE PLUG

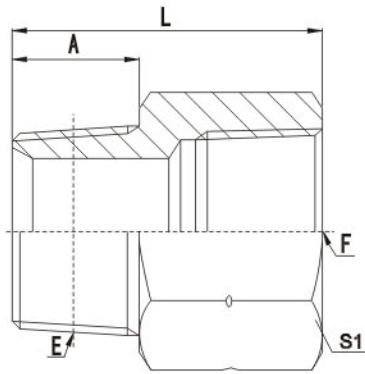
PART NO.	THREAD	DIMENSIONS		
	E	A	L	S1
4T-02SP	R1/8"X28	10	16	12
4T-04SP	R1/4"X19	14.5	20	14
4T-06SP	R3/8"X19	15	21	17
4T-08SP	R1/2"X14	20	27	22
4T-12SP	R3/4"X14	20	29	27
4T-16SP	R1"X11	25.5	36.5	36
4T-20SP	R1.1/4"X11	26.5	38.5	46
4T-24SP	R1.1/2"X11	26.5	42	50
4T-32SP	R2"X11	30	47	65



4TN

BSPT MALE HOLLOW HEX PLUG

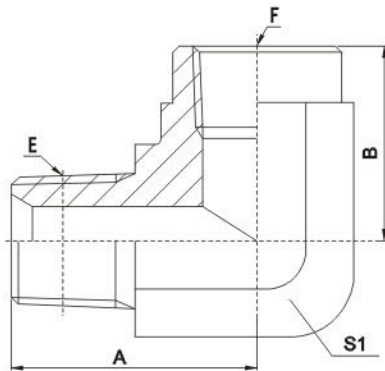
PART NO.	THREAD	DIMENSIONS	
	E	L	S1
4TN-02	R1/8"X28	8	5
4TN-04	R1/4"X19	10	6
4TN-06	R3/8"X19	12	8
4TN-08	R1/2"X14	15	10
4TN-12	R3/4"X14	18	12
4TN-16	R1"X11	20	17
4TN-20	R1.1/4"X11	22	22



5T-SP

BSPT MALE / BSPT FEMALE

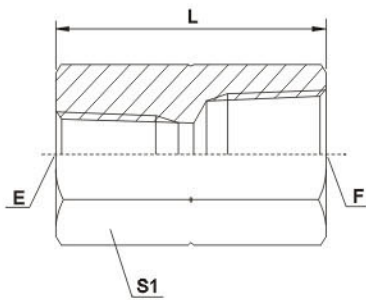
PART NO.	THREAD		DIMENSIONS		
	E	F	A	L	S1
5T-02-04SP	R 1/8"X28	Rc 1/4"X19	11	32.5	19
5T-04-02SP	R 1/4"X19	Rc 1/8"X28	14.5	20.5	14
5T-04SP	R 1/4"X19	Rc 1/4"X19	14.5	36	19
5T-04-06SP	R 1/4"X19	Rc 3/8"X19	14.5	38	22
5T-06-02SP	R 3/8"X19	Rc 1/8"X28	15	23	19
5T-06-04SP	R 3/8"X19	Rc 1/4"X19	15	23	19
5T-06SP	R 3/8"X19	Rc 3/8"X19	15	38.5	22
5T-06-08SP	R 3/8"X19	Rc 1/2"X14	15	44	27
5T-08-04SP	R 1/2"X14	Rc 1/4"X19	20	30	24
5T-08-06SP	R 1/2"X14	Rc 3/8"X19	20	30	24
5T-08SP	R 1/2"X14	Rc 1/2"X14	20	49	27
5T-08-12SP	R 1/2"X14	Rc 3/4"X14	20	51	36
5T-12-06SP	R 3/4"X14	Rc 3/8"X19	20	31	30
5T-12-08SP	R 3/4"X14	Rc 1/2"X14	20	31	30
5T-12SP	R 3/4"X14	Rc 3/4"X14	20	51	36
5T-12-16SP	R 3/4"X14	Rc 1"X11	20	56.5	41
5T-16-08SP	R 1"X11	Rc 1/2"X14	25.5	37	36
5T-16-12SP	R 1"X11	Rc 3/4"X14	25.5	37	36
5T-16SP	R 1"X11	Rc 1"X11	25.5	60	41
5T-16-20SP	R 1"X11	Rc 1.1/4"X11	25.5	64	50
5T-20-12SP	R 1.1/4"X11	Rc 3/4"X14	26.5	38	46
5T-20-16SP	R 1.1/4"X11	Rc 1"X11	26.5	38	46
5T-20SP	R 1.1/4"X11	Rc 1.1/4"X11	26.5	64.5	50
5T-24-16SP	R 1.1/2"X11	Rc 1"X11	26.5	41	50
5T-24-20SP	R 1.1/2"X11	Rc 1.1/4"X11	26.5	41	50
5T-32-20SP	R 2"X11	Rc 1.1/4"X11	30	45	65
5T-32-24SP	R 2"X11	Rc 1.1/2"X11	30	45	65



5T9-SP

90° ELBOW BSPT MALE / BSPT FEMALE

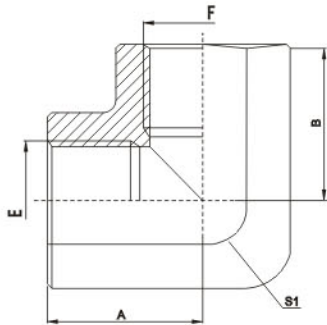
PART NO.	THREAD		DIMENSIONS		
	E	F	A	B	S1
5T9-02SP	R 1/8"X28	Rc 1/8"X28	24.5	23	16
5T9-04SP	R 1/4"X19	Rc 1/4"X19	28.5	25	19
5T9-06SP	R 3/8"X19	Rc 3/8"X19	33.5	25	24
5T9-08SP	R 1/2"X14	Rc 1/2"X14	40.8	31.5	30
5T9-12SP	R 3/4"X14	Rc 3/4"X14	47.5	37	33
5T9-16SP	R 1"X11	Rc 1"X11	56.5	43	41
5T9-20SP	R 1.1/4"X11	Rc 1.1/4"X11	61	50	48
5T9-24SP	R 1.1/2"X11	Rc 1.1/2"X11	75	55	63



7T

BSPT FEMALE

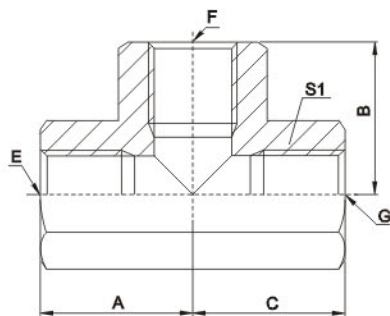
PART NO.	THREAD		DIMENSIONS	
	E	F	L	S1
7T-02	Rc 1/8"X28	Rc 1/8"X28	20	14
7T-02-04	Rc 1/8"X28	Rc 1/4"X19	30	19
7T-04	Rc 1/4"X19	Rc 1/4"X19	30	19
7T-04-06	Rc 1/4"X19	Rc 3/8"X19	30	22
7T-04-08	Rc 1/4"X19	Rc 1/2"X14	40	27
7T-06	Rc 3/8"X19	Rc 3/8"X19	30	22
7T-06-08	Rc 3/8"X19	Rc 1/2"X14	40	27
7T-06-12	Rc 3/8"X19	Rc 3/4"X14	37	36
7T-08	Rc 1/2"X14	Rc 1/2"X14	40	27
7T-08-12	Rc 1/2"X14	Rc 3/4"X14	42	36
7T-12	Rc 3/4"X14	Rc 3/4"X14	42	36
7T-12-16	Rc 3/4"X14	Rc 1"X11	50	41
7T-16	Rc 1"X11	Rc 1"X11	50	41
7T-16-20	Rc 1"X11	Rc 1.1/4"X11	52	50
7T-20	Rc 1.1/4"X11	Rc 1.1/4"X11	55	50
7T-24	Rc 1.1/2"X11	Rc 1.1/2"X11	55	55
7T-32	Rc 2"X11	Rc 2"X11	65	70



7T9-PK

90° ELBOW BSPT FEMALE

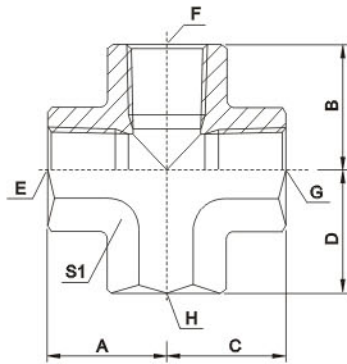
PART NO.	THREAD		DIMENSIONS		
	E	F	A	B	S1
7T9-02PK	Rc1/8"X28	Rc1/8"X28	20	20	16
7T9-02-04PK	Rc1/8"X28	Rc1/4"X19	20	22.5	19
7T9-04PK	Rc1/4"X19	Rc1/4"X19	22.5	22.5	19
7T9-06PK	Rc3/8"X19	Rc3/8"X19	26	26	24
7T9-08PK	Rc1/2"X14	Rc1/2"X14	31	31	27
7T9-12PK	Rc3/4"X14	Rc3/4"X14	34	34	33
7T9-16PK	Rc1"X11	Rc1"X11	42	42	41
7T9-20PK	Rc1.1/4"X11	Rc1.1/4"X11	48	48	50
7T9-24PK	Rc1.1/2"X11	Rc1.1/2"X11	53	53	60
7T9-32PK	Rc2"X11	Rc2"X11	62	62	70



GT-PK

BSPT FEMALE TEE

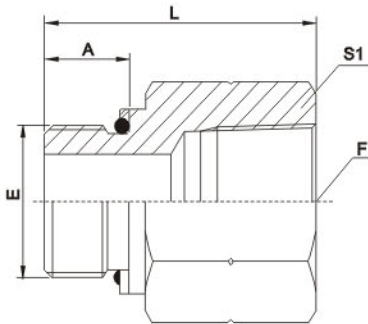
PART NO.	THREAD			DIMENSIONS			
	E	F	G	A	B	C	S1
GT-02PK	Rc1/8"X28	Rc1/8"X28	Rc1/8"X28	20	20	20	16
GT-04PK	Rc1/4"X19	Rc1/4"X19	Rc1/4"X19	22.5	22.5	22.5	19
GT-06PK	Rc3/8"X19	Rc3/8"X19	Rc3/8"X19	26	26	26	24
GT-08PK	Rc1/2"X14	Rc1/2"X14	Rc1/2"X14	31	31	31	27
GT-12PK	Rc3/4"X14	Rc3/4"X14	Rc3/4"X14	34	34	34	33
GT-16PK	Rc1"X11	Rc1"X11	Rc1"X11	42	42	42	41
GT-20PK	Rc1.1/4"X11	Rc1.1/4"X11	Rc1.1/4"X11	48	48	48	50
GT-24PK	Rc1.1/2"X11	Rc1.1/2"X11	Rc1.1/2"X11	53	53	53	60
GT-32PK	Rc2"X11	Rc2"X11	Rc2"X11	62	62	62	70



ZT

BSPT FEMALE CROSS

PART NO.	THREAD		DIMENSIONS	
	E, F, G, H		A, B, C, D	S1
ZT-02	Rc1/8"X28		20	16
ZT-04	Rc1/4"X19		22.5	19
ZT-06	Rc3/8"X19		26	24
ZT-08	Rc1/2"X14		31	27
ZT-12	Rc3/4"X14		34	33
ZT-16	Rc1"X11		42	41
ZT-20	Rc1.1/4"X11		48	50



5GT

BSP MALE O-RING / BSPT FEMALE

PART NO.	THREAD		O-RING	DIMENSIONS		
	E	F	E	A	L	S1
5GT-02	Rc1/8"X28	Rc1/8"X28	O011	9.5	26	14
5GT-04	Rc1/4"X19	Rc1/4"X19	O111	10	32	19
5GT-06	Rc3/8"X19	Rc3/8"X19	O113	11.5	37	22
5GT-08-06	Rc1/2"X14	Rc3/8"X19	O115	14	38	27
5GT-08	Rc1/2"X14	Rc1/2"X14	O115	14	46	27
5GT-12	Rc3/4"X14	Rc3/4"X14	O119	15.5	49.5	36
5GT-16	Rc1"X11	Rc1"X11	O217	18	52	41