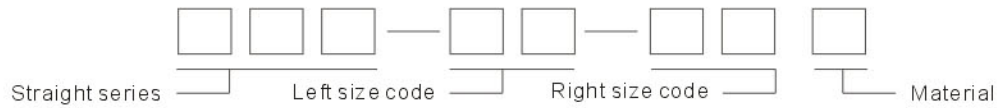


ADAPTER



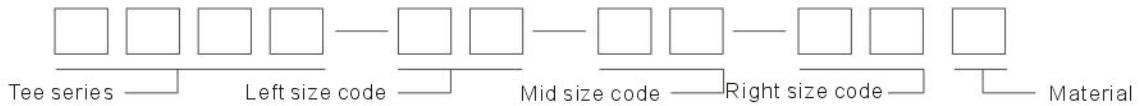
How To Order Adapter

1 Straight part NO.

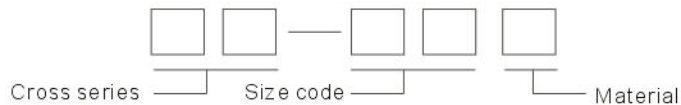


2 Elbow part NO.: Add suffix “4” for 45° elbow and suffix “9” for 90° elbow to the straight part number e.g, 1BG9-04OG and 1JT4-08-06SP.

3 Tee part NO.



4 Cross part NO.



In general for cross fitting, the four ends thread is the same. If different, the first group means left, the second group means up, the third group means right and the fourth group means down.

MATERIAL	CARBON STEEL	BRASS	STAINLESS STEEL
Code	-----	BR	SS

6 Size code table:

BSP THREAD	G1/8" X28	G1/4" X19	---	G3/8" X19	G1/2" X14	G5/8" X14	G3/4" X14	G1" X11	G1.1/4" X11	G1.1/2" X11	G2" X11
BSPT THREAD	R1/8" X28	R1/4" X19	---	R3/8" X19	R1/2" X14	---	R3/4" X14	R1" X11	R1.1/4" X11	R1.1/2" X11	R2" X11
NPT THREAD	Z1/8" X27	Z1/4" X18	---	Z3/8" X18	Z1/2" X14	---	G3/4" X14	Z1" X11.5	Z1.1/4" X11.5	Z1.1/2" X11.5	Z2" X11.5
JIC THREAD	---	7/16" X20	1/2" X20	9/16" X18	3/4" X16	7/8" X14	1.1/16" X12	1.5/16" X12	1.5/8" X12	1.7/8" X12	2.1/2" X12
ORFS THREAD	---	9/16" X18	---	11/16" X16	13/16" X16	1" X14	1.3/16" X12	1.7/16" X12	1.11/16" X12	2" X12	---
SAE THREAD	---	---	---	5/8" X18	---	---	1.1/16" X14	---	---	---	---
FLANGE SIZE	---	---	---	---	1/2"	5/8"	3/4"	1"	1.1/4"	1.1/2"	2"
SIZE CODE	02	04	05	06	08	10	12	16	20	24	32
Note: The dash of metric thread accords with the O.D. Of thread											

Example:

If 1BG' left end thread is G1/2"X14, and right end thread is G3/4"X14, the fitting number is 1BG-08-12. If made of stainless steel, the fitting number is 1BG-08-12SS,

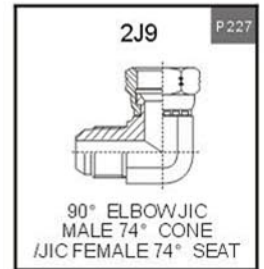
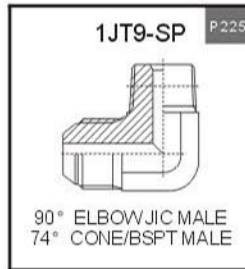
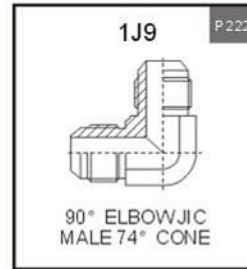
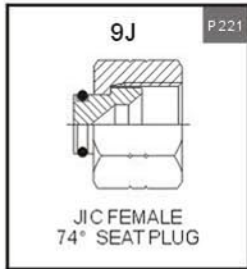
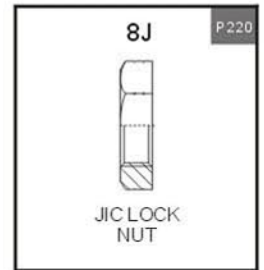
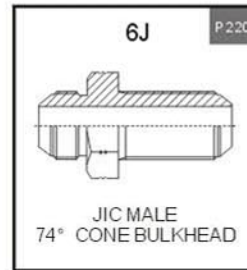
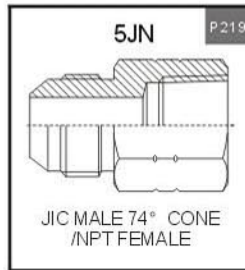
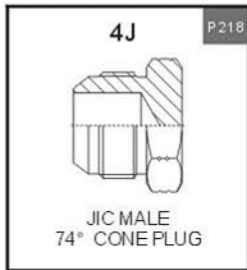
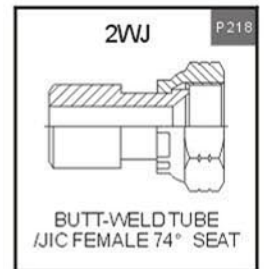
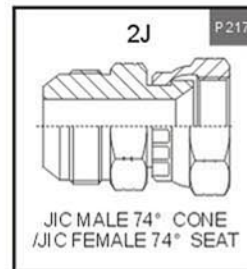
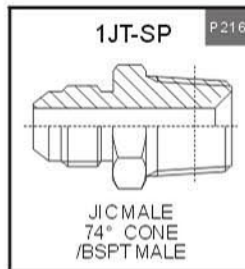
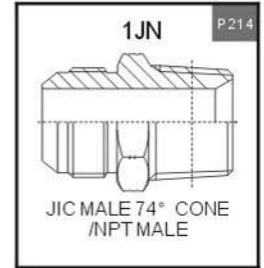
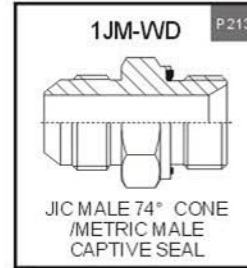
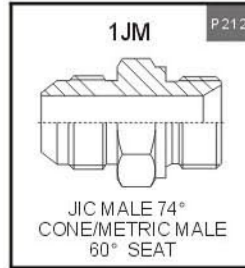
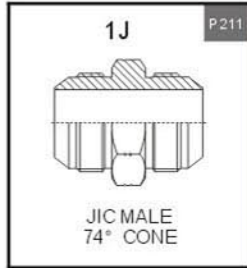
If AJJN' left end thread is 9/16"X18, mid end thread is 9/16"X18 and right end thread is Z1/2"X14, the fitting number is AJJN-06-06-08.

AMERICAN ADAPTERS

ORFS
ADAPTERS

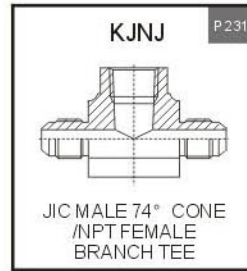
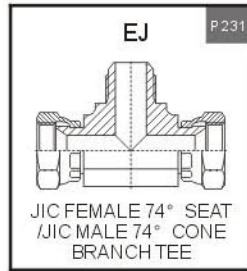
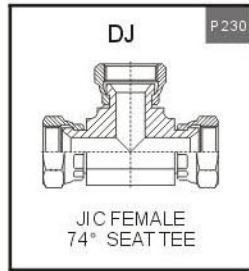
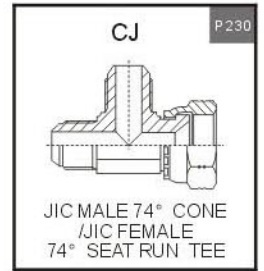
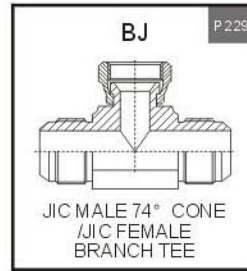
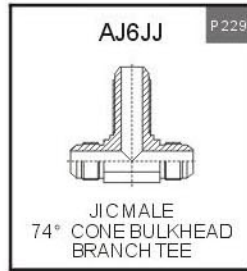
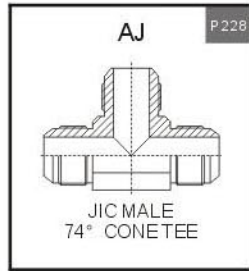


JIC 74° CONE
FLARED TUBE
ADAPTERS

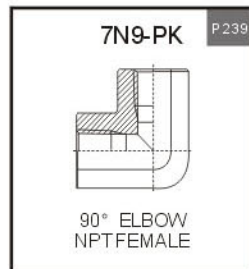
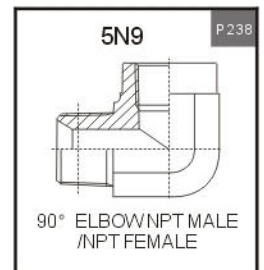
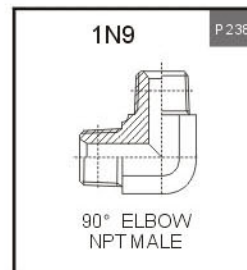
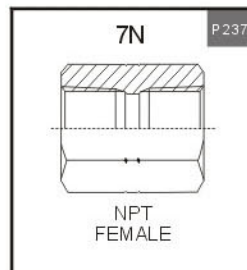
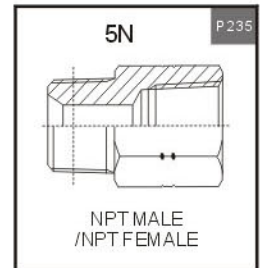
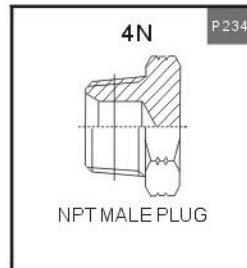
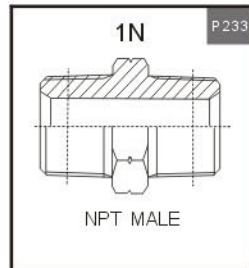


AMERICAN ADAPTERS

JIC 74° CONE FLARED TUBE ADAPTERS

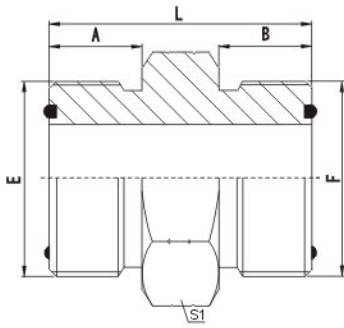


NPT THREAD ADAPTERS



ISO 6162 FLANGE ADAPTERS

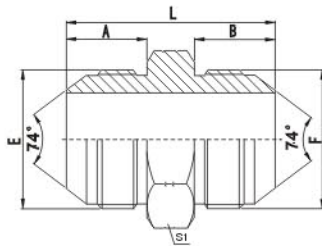




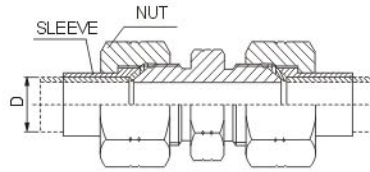
1F

ORFS MALE O-RING

PART NO.	THREAD		O-RING		DIMENSIONS			
	E	F	E	F	A	B	L	S1
1F-04	9/16"X18	9/16"X18	O011	O011	9.8	9.8	27.5	17
1F-04-06	9/16"X18	11/16"X16	O011	O012	9.8	11.2	29.7	19
1F-04-08	9/16"X18	13/16"X16	O011	O014	9.8	12.8	32.5	22
1F-06	11/16"X16	11/16"X16	O012	O012	11.2	11.2	31.1	19
1F-06-08	11/16"X16	13/16"X16	O012	O014	11.2	12.8	33.8	22
1F-06-10	11/16"X16	1"X14	O012	O016	11.2	15.5	38	27
1F-08	13/16"X16	13/16"X16	O014	O014	12.8	12.8	35.4	22
1F-08-10	13/16"X16	1"X14	O014	O016	12.8	15.5	40	27
1F-08-12	13/16"X16	1.3/16"X12	O014	O018	12.8	17	43	32
1F-10	1"X14	1"X14	O016	O016	15.5	15.5	42.5	27
1F-10-12	1"X14	1.3/16"X12	O016	O018	15.5	17	45.5	32
1F-12	1.3/16"X12	1.3/16"X12	O018	O018	17	17	47.1	32
1F-12-16	1.3/16"X12	1.7/16"X12	O018	O021	17	17.5	45.5	38
1F-12-20	1.3/16"X12	1.11/16"X12	O018	O025	17	17.5	50.5	46
1F-16	1.7/16"X12	1.7/16"X12	O021	O021	17.5	17.5	49.3	38
1F-16-20	1.7/16"X12	1.11/16"X12	O021	O025	17.5	17.5	51.3	46
1F-16-24	1.7/16"X12	2"X12	O021	O029	17.5	17.5	53	55
1F-20	1.11/16"X12	1.11/16"X12	O025	O025	17.5	17.5	51.3	46
1F-20-24	1.11/16"X12	2"X12	O025	O029	17.5	17.5	53	55
1F-24	2"X12	2"X12	O029	O029	17.5	17.5	53	55



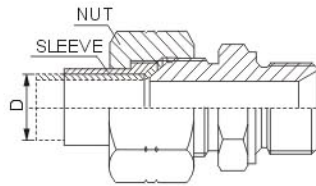
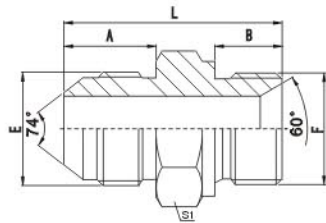
1J



JIC MALE 74° CONE

PART NO.	THREAD		DIMENSIONS			
	E	F	A	B	L	S1
1J-02	5/16"X24	5/16"X24	11.4	11.4	29	12
1J-02-03	5/16"X24	3/8"X24	11.4	12.2	29.5	12
1J-03	3/8"X24	3/8"X24	12.2	12.2	30.5	12
1J-04	7/16"X20	7/16"X20	14	14	34	12
1J-04-05	7/16"X20	1/2"X20	14	14	34	14
1J-04-06	7/16"X20	9/16"X18	14	14.1	34.1	17
1J-04-08	7/16"X20	3/4"X16	14	16.7	38.5	22
1J-05	1/2"X14	1/2"X20	14	14	34	14
1J-05-06	1/2"X14	9/16"X18	14	14.1	34	17
1J-05-08	1/2"X14	3/4"X16	14	16.7	38.5	22
1J-05-10	1/2"X14	7/8"X14	14	19.3	41	24
1J-06	9/16"X18	9/16"X18	14.4	14.1	34.2	17
1J-06-08	9/16"X18	3/4"X16	14.1	16.7	38.5	22
1J-06-10	9/16"X18	7/8"X14	14.1	19.3	41.5	24
1J-06-12	9/16"X18	1.1/16"X12	14.1	21.9	46	30
1J-08	3/4"X16	3/4"X16	16.7	16.7	42	22
1J-08-10	3/4"X16	7/8"X14	16.7	19.3	44	24
1J-08-12	3/4"X16	1.1/16"X12	16.7	21.9	48.5	30
1J-08-16	3/4"X16	1.5/16"X12	16.7	23.1	51	36
1J-10	7/8"X14	7/8"X14	19.3	19.3	46.5	24
1J-10-12	7/8"X14	1.1/16"X12	19.3	21.9	51	30
1J-10-16	7/8"X14	1.5/16"X12	19.3	23.1	53.5	36
1J-12	1.1/16"X12	1.1/16"X12	21.9	21.9	54	30
1J-12-14	1.1/16"X12	1.3/16"X12	21.9	22.6	55.5	32
1J-12-16	1.1/16"X12	1.5/16"X12	21.9	23.1	56	36
1J-14	1.3/16"X12	1.3/16"X12	22.6	22.6	56	32
1J-14-16	1.3/16"X12	1.5/16"X12	22.6	23.1	56.5	36
1J-16	1.5/16"X12	1.5/16"X12	23.1	23.1	57	36
1J-16-20	1.5/16"X12	1.5/8"X12	23.1	24.3	60.5	46
1J-16-24	1.5/16"X12	1.7/8"X12	23.1	27.5	65.5	50
1J-20	1.5/8"X12	1.5/8"X12	24.3	24.3	62	46
1J-20-24	1.5/8"X12	1.7/8"X12	24.3	27.5	67	50
1J-20-32	1.5/8"X12	2.1/2"X12	24.3	33.9	75	65
1J-24	1.7/8"X12	1.7/8"X12	27.5	27.5	70	50
1J-24-32	1.7/8"X12	2.1/2"X12	27.5	33.9	78.5	65
1J-32	2.1/2"X12	2.1/2"X12	33.9	33.9	85	65

Note: Nut and sleeve should be ordered separately. The nut NB200 and sleeve NB500 is suitable for metric tube, the nut NB200 and sleeve NB300 is suitable for inch tube.

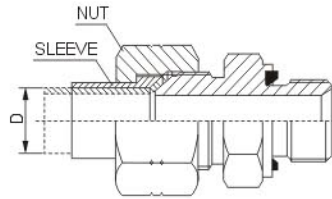
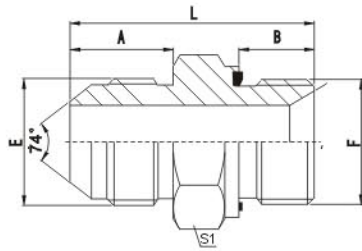


1JM

JIC MALE 74° CONE / METRIC MALE 60° SEAT

PART NO.	THREAD		DIMENSIONS			
	E	F	A	B	L	S1
1JM-04-10	7/16"X20	M10X1	14	8	29	14
1JM-04-12	7/16"X20	M12X1.5	14	10	31	17
1JM-04-14	7/16"X20	M14X1.5	14	11	32	19
1JM-05-10	1/2"X20	M10X1	14	8	28	14
1JM-05-12	1/2"X20	M12X1.5	14	10	30	17
1JM-05-14	1/2"X20	M14X1.5	14	11	32	19
1JM-06-12	9/16"X18	M12X1.5	14.1	10	31	17
1JM-06-14	9/16"X18	M14X1.5	14.1	11	33	19
1JM-06-16	9/16"X18	M16X1.5	14.1	12	35	22
1JM-06-18	9/16"X18	M18X1.5	14.1	12	34	24
1JM-08-16	3/4"X16	M16X1.5	16.7	12	37.5	22
1JM-08-18	3/4"X16	M18X1.5	16.7	12	36.5	24
1JM-08-20	3/4"X16	M20X1.5	16.7	14	41	27
1JM-08-22	3/4"X16	M22X1.5	16.7	14	41	27
1JM-10-20	7/8"X14	M20X1.5	19.3	14	44	27
1JM-10-22	7/8"X14	M22X1.5	19.3	14	43.5	27
1JM-10-26	7/8"X14	M26X1.5	19.3	16	47.5	32
1JM-12-20	1.1/16"X12	M20X1.5	21.9	14	47	30
1JM-12-22	1.1/16"X12	M22X1.5	21.9	14	47	30
1JM-12-26	1.1/16"X12	M26X1.5	21.9	16	50	32

Note: Nut and sleeve should be ordered separately. The nut NB200 and sleeve NB500 is suitable for metric tube, the nut NB200 and sleeve NB300 is suitable for inch tube.

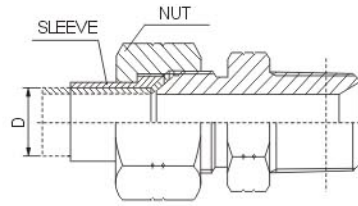
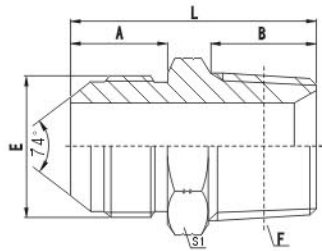


1JM-WD

JIC MALE 74° CONE / METRIC MALE CAPTIVE SEAL

PART NO.	THREAD		CAPTIVE	DIMENSIONS			
	E	F	F	A	B	L	S1
1JM-04-10WD	7/16"X20	M10X1	WD-B02	14	8	29.5	17
1JM-04-12WD	7/16"X20	M12X1.5	WD-M12	14	12	34	17
1JM-05-14WD	1/2"X20	M14X1.5	WD-B04	14	12	34	19
1JM-06-14WD	9/16"X18	M14X1.5	WD-B04	14.1	12	34	19
1JM-06-18WD	9/16"X18	M18X1.5	WD-M18	14.1	12	36.5	24
1JM-06-20WD	9/16"X18	M20X1.5	WD-M20	14.1	14	40.5	27
1JM-08-18WD	3/4"X16	M18X1.5	WD-M18	16.7	12	39	24
1JM-08-20WD	3/4"X16	M20X1.5	WD-M20	16.7	14	43	27
1JM-08-22WD	3/4"X16	M22X1.5	WD-M22	16.7	14	43.5	27
1JM-10-18WD	7/8"X14	M18X1.5	WD-M18	19.3	12	41.5	24
1JM-10-20WD	7/8"X14	M20X1.5	WD-M20	19.3	14	45.5	27
1JM-10-22WD	7/8"X14	M22X1.5	WD-M22	19.3	14	46	27
1JM-12-20WD	1.1/16"X12	M20X1.5	WD-M20	21.9	14	48.5	30
1JM-12-22WD	1.1/16"X12	M22X1.5	WD-M22	21.9	14	49	30
1JM-12-26WD	1.1/16"X12	M26X1.5	WD-B12	21.9	16	52	32
1JM-12-27WD	1.1/16"X12	M27X2	WD-B12	21.9	16	52	32
1JM-16-26WD	1.5/16"X12	M26X1.5	WD-B12	23.1	16	53	36
1JM-16-33WD	1.5/16"X12	M33X2	WD-B16	23.1	18	57	41
1JM-20-42WD	1.5/8"X12	M42X2	WD-B20	24.3	20	62	50
1JM-20-48WD	1.5/8"X12	M48X2	WD-B24	24.3	22	64	55
1JM-24-48WD	1.7/8"X12	M48X2	WD-B24	27.5	22	67.5	55

Note: Nut and sleeve should be ordered separately. The nut NB200 and sleeve NB500 is suitable for metric tube, the nut NB200 and sleeve NB300 is suitable for inch tube.



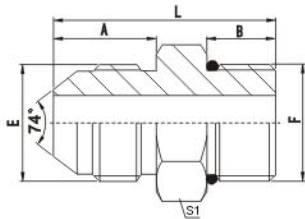
1JN

JIC MALE 74° CONE / NPT MALE

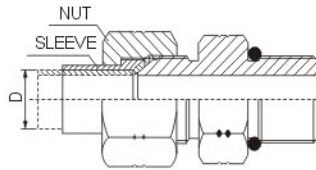
PART NO.	THREAD		DIMENSIONS			
	E	F	A	B	L	S1
1JN-02	5/16"X24	Z1/8"X27	11.4	10.5	28	12
1JN-04-02	7/16"X20	Z1/8"X27	14	10.5	30.5	12
1JN-04	7/16"X20	Z1/4"X18	14	15	35	17
1JN-04-06	7/16"X20	Z3/8"X18	14	16	36	19
1JN-04-08	7/16"X20	Z1/2"X14	14	19.5	41.5	24
1JN-05-04	1/2"X20	Z1/4"X18	14	15	35	17
1JN-05-06	1/2"X20	Z3/8"X18	14	16	36	19
1JN-05-08	1/2"X20	Z1/2"X14	14	19.5	41.5	24
1JN-06-04	9/16"X18	Z1/4"X18	14.1	15	34.5	17
1JN-06	9/16"X18	Z3/8"X18	14.1	16	36	19
1JN-06-08	9/16"X18	Z1/2"X14	14.1	19.5	41.5	24
1JN-08-04	3/4"X16	Z1/4"X18	16.7	15	39	22
1JN-08-06	3/4"X16	Z3/8"X18	16.7	16	40	22
1JN-08	3/4"X16	Z1/2"X14	16.7	19.5	44	24
1JN-08-12	3/4"X16	Z3/4"X14	16.7	19.5	46.5	30
1JN-10-06	7/8"X14	Z3/8"X18	19.3	16	43.5	24
1JN-10-08	7/8"X14	Z1/2"X14	19.3	19.5	47	24
1JN-10-12	7/8"X14	Z3/4"X14	19.3	19.5	49	30
1JN-12-08	1.1/16"X12	Z1/2"X14	21.9	19.5	51	30
1JN-12	1.1/16"X12	Z3/4"X14	21.9	19.5	51.5	30
1JN-12-16	1.1/16"X12	Z1"X11.5	21.9	25.5	58.5	36
1JN-12-20	1.1/16"X12	Z1.1/4"X11.5	21.9	26.5	61.5	46
1JN-14-12	1.3/16"X12	Z3/4"X14	22.6	19.5	53	32
1JN-16-12	1.5/16"X12	Z3/4"X14	23.1	19.5	53.5	36
1JN-16	1.5/16"X12	Z1"X11.5	23.1	25.5	58.5	36
1JN-16-20	1.5/16"X12	Z1.1/4"X11.5	23.1	26.5	62.5	46
1JN-16-24	1.5/16"X12	Z1.1/2"X11.5	23.1	27.5	65.5	50
1JN-20-16	1.5/8"X12	Z1"X11.5	24.3	25.5	63	46
1JN-20	1.5/8"X12	Z1.1/4"X11.5	24.3	26.5	63.5	46
1JN-20-24	1.5/8"X12	Z1.1/2"X11.5	24.3	27.5	67	50
1JN-24-20	1.7/8"X12	Z1.1/4"X11.5	27.5	26.5	69	50
1JN-24	1.7/8"X12	Z1.1/2"X11.5	27.5	27.5	70	50
1JN-24-32	1.7/8"X12	Z2"X11.5	27.5	27.5	72	65
1JN-32	2.1/2"X12	Z2"X11.5	33.9	27.5	78.5	65
1JN-32-24	2.1/2"X12	Z1.1/2"X11.5	33.9	27.5	78.5	65

Note: Nut and sleeve should be ordered separately. The nut NB200 and sleeve NB500 is suitable for metric tube, the nut NB200 and sleeve NB300 is suitable for inch tube.

AMERICAN ADAPTERS



1JO

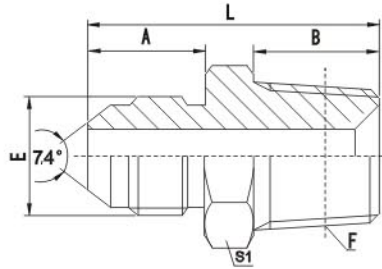


**JIC MALE 74° CONE/
SAE O-RING BOSS L-SERIES ISO 11926-3**

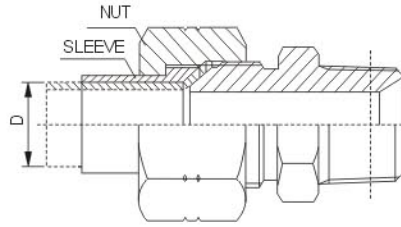
PART NO.	THREAD		O-RING	DIMENSIONS			
	E	F		A	B	L	S1
1JO-04-02	7/16"X20	5/16"X24	O902	14	7.54	27.5	14
1JO-04-03	7/16"X20	3/8"X24	O903	14	7.54	27.5	14
1JO-04	7/16"X20	7/16"X20	O904	14	9.14	29	14
1JO-04-05	7/16"X20	1/2"X20	O905	14	9.14	29	17
1JO-04-06	7/16"X20	9/16"X18	O906	14	9.93	30	17
1JO-04-08	7/16"X20	3/4"X16	O908	14	11.13	33	22
1JO-05	1/2"X20	1/2"X20	O905	14	9.14	29	17
1JO-05-04	1/2"X20	7/16"X20	O904	14	9.14	29	14
1JO-05-06	1/2"X20	9/16"X18	O906	14	9.93	30	17
1JO-05-08	1/2"X20	3/4"X16	O908	14	11.13	33	22
1JO-06	9/16"X18	9/16"X18	O906	14.1	9.93	30	17
1JO-06-04	9/16"X18	7/16"X20	O904	14.1	9.14	29	17
1JO-06-05	9/16"X18	1/2"X20	O905	14.1	9.14	29.5	17
1JO-06-08	9/16"X18	3/4"X16	O908	14.1	11.13	33	22
1JO-06-10	9/16"X18	7/8"X14	O910	14.1	12.7	37	27
1JO-06-12	9/16"X18	1.1/16"X12	O912	14.1	15.09	40	32
1JO-08	3/4"X16	3/4"X16	O908	16.7	11.13	36	22
1JO-08-04	3/4"X16	7/16"X20	O904	16.7	9.14	34	22
1JO-08-06	3/4"X16	9/16"X18	O906	16.7	9.93	35	22
1JO-08-10	3/4"X16	7/8"X14	O910	16.7	12.7	40	27
1JO-08-12	3/4"X16	1.1/16"X12	O912	16.7	15.09	43	32
1JO-08-14	3/4"X16	1.3/16"X12	O914	16.7	15.09	43	36
1JO-10	7/8"X14	7/8"X14	O910	19.3	12.7	42.5	27
1JO-10-08	7/8"X14	3/4"X16	O908	19.3	11.13	39	24
1JO-10-12	7/8"X14	1.1/16"X12	O912	19.3	15.09	45.5	32
1JO-10-14	7/8"X14	1.3/16"X12	O914	19.3	15.09	45.5	36
1JO-12	1.1/16"X12	1.1/16"X12	O912	21.9	15.09	48	32
1JO-12-08	1.1/16"X12	3/4"X16	O908	21.9	11.13	43	30
1JO-12-10	1.1/16"X12	7/8"X14	O910	21.9	12.7	45	30
1JO-12-14	1.1/16"X12	1.3/16"X12	O914	21.9	15.09	48	36
1JO-12-16	1.1/16"X12	1.5/16"X12	O916	21.9	15.09	48	38
1JO-14	1.3/16"X12	1.3/16"X12	O914	22.6	15.09	48.5	36
1JO-14-12	1.3/16"X12	1.1/16"X12	O912	22.6	15.09	48.5	32
1JO-14-16	1.3/16"X12	1.5/16"X12	O916	22.6	15.09	50.5	38
1JO-16	1.5/16"X12	1.5/16"X12	O916	23.1	15.09	49	38
1JO-16-12	1.5/16"X12	1.1/16"X12	O912	23.1	15.09	49	36
1JO-16-14	1.5/16"X12	1.3/16"X12	O914	23.1	15.09	49	36
1JO-16-20	1.5/16"X12	1.5/8"X12	O920	23.1	15.09	53	50
1JO-20	1.5/8"X12	1.5/8"X12	O920	24.3	15.09	54.5	50
1JO-20-16	1.5/8"X12	1.5/16"X12	O916	24.3	15.09	52.5	46
1JO-20-24	1.5/8"X12	1.7/8"X12	O924	24.3	15.09	54.5	55
1JO-24	1.7/8"X12	1.7/8"X12	O924	27.5	15.09	57.5	55
1JO-24-20	1.7/8"X12	1.5/8"X12	O920	27.5	15.09	57.5	50
1JO-24-32	1.7/8"X12	2.1/2"X12	O932	27.5	15.09	59.5	70
1JO-32	2.1/2"X12	2.1/2"X12	O932	33.9	15.09	66	70

Note: Nut and sleeve should be ordered separately. The nut NB200 and sleeve NB500 is suitable for metric tube, the nut NB200 and sleeve NB300 is suitable for inch tube.

AMERICAN ADAPTERS



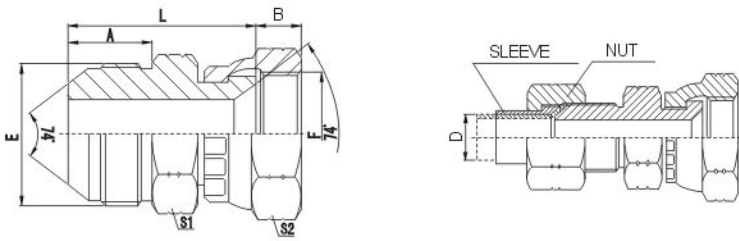
1JT-SP



JIC MALE 74° CONE / BSPT MALE

PART NO.	THREAD		DIMENSIONS			
	E	F	A	B	L	S1
1JT-04-02SP	7/16"X20	R1/8"X28	14	10	30	12
1JT-04-SP	7/16"X20	R1/4"X19	14	14.5	34.5	14
1JT-04-06SP	7/16"X20	R3/8"X19	14	15	35	17
1JT-05-02SP	1/2"X20	R1/8"X28	14	10.5	30.5	14
1JT-05-04SP	1/2"X20	R1/4"X19	14	14.5	34	14
1JT-05-06SP	1/2"X20	R3/8"X19	14	15	35	19
1JT-06-02SP	9/16"X18	R1/8"X28	14.1	10.5	30.5	17
1JT-06-04SP	9/16"X18	R1/4"X19	14.1	14.5	34	17
1JT-06-SP	9/16"X18	R3/8"X19	14.1	15	34	17
1JT-06-08SP	9/16"X18	R1/2"X14	14.1	20	41	22
1JT-08-06SP	3/4"X16	R3/8"X19	16.7	15	39	22
1JT-08-SP	3/4"X16	R1/2"X14	16.7	20	44.5	22
1JT-08-12SP	3/4"X16	R3/4"X14	16.7	20	46	30
1JT-10-06SP	7/8"X14	R3/8"X19	19.3	15	42.5	24
1JT-10-08SP	7/8"X14	R1/2"X14	19.3	20	46.5	24
1JT-10-12SP	7/8"X14	R3/4"X14	19.3	20	48.5	30
1JT-12-08SP	1.1/16"X12	R1/2"X14	21.9	20	51	30
1JT-12-SP	1.1/16"X12	R3/4"X14	21.9	20	51	30
1JT-12-16SP	1.1/16"X12	R1"X11	21.9	25.5	57.5	36
1JT-14-12SP	1.3/16"X12	R3/4"X14	22.6	20	52.5	32
1JT-14-16SP	1.3/16"X12	R1"X11	22.6	25.5	57.5	36
1JT-16-12SP	1.5/16"X12	R3/4"X14	23.1	20	53	36
1JT-16-SP	1.5/16"X12	R1"X11	23.1	25.5	59	36
1JT-16-20SP	1.5/16"X12	R1.1/4"X11	23.1	26.5	61.5	46
1JT-20-16SP	1.5/8"X12	R1"X11	24.3	25.5	62.5	46
1JT-20-SP	1.5/8"X12	R1.1/4"X11	24.3	26.5	63	46
1JT-20-24SP	1.5/8"X12	R1.1/2"X11	24.3	26.5	66.5	50
1JT-24-20SP	1.7/8"X12	R1.1/4"X11	27.5	26.5	67.5	50
1JT-24-SP	1.7/8"X12	R1.1/2"X11	27.5	26.5	69.5	50
1JT-24-32SP	1.7/8"X12	R2"X11	27.5	30	74.5	65
1JT-32-24SP	2.1/2"X12	R1.1/2"X11	33.9	26.5	77.5	65
1JT-32-SP	2.1/2"X12	R2"X11	33.9	30	80	65

Note: Nut and sleeve should be ordered separately. The nut NB200 and sleeve NB500 is suitable for metric tube, the nut NB200 and sleeve NB300 is suitable for inch tube.

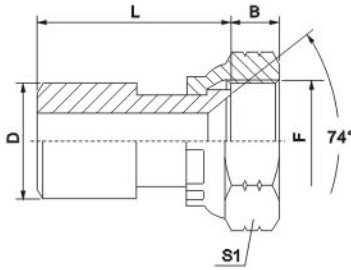


2J

JIC MALE 74° CONE / JIC FEMALE 74° SEAT

PART NO.	THREAD		DIMENSIONS				
	E	F	A	B	L	S1	S2
2J-04	7/16"X20	7/16"X20	14	9	28	12	15
2J-04-05	7/16"X20	7/16"X20	14	9.5	28.5	12	17
2J-04-06	7/16"X20	9/16"X18	14	10.5	28.5	14	19
2J-04-08	7/16"X20	3/4"X16	14	11	30.5	19	24
2J-05	1/2"X14	1/2"X20	14	9.5	29	14	17
2J-05-06	1/2"X14	9/16"X18	14	10.5	28.5	14	19
2J-05-08	1/2"X14	3/4"X16	14	11	30.5	19	24
2J-06	9/16"X18	9/16"X18	14.1	10.5	29	17	19
2J-06-08	9/16"X18	3/4"X16	14.1	11	31	19	24
2J-06-10	9/16"X18	7/8"X14	14.1	13	33.5	22	27
2J-08	3/4"X16	3/4"X16	16.7	11	36	22	24
2J-08-06	3/4"X16	9/16"X18	16.7	10.5	34	22	19
2J-08-10	3/4"X16	7/8"X14	16.7	13	36.5	22	27
2J-08-12	3/4"X16	1.1/16"X12	16.7	15	39.5	27	32
2J-10	7/8"X14	7/8"X14	19.3	13	39	24	27
2J-10-08	7/8"X14	3/4"X16	19.3	11	38	24	24
2J-10-12	7/8"X14	1.1/16"X12	19.3	15	42	27	32
2J-12	1.1/16"X12	1.1/16"X12	21.9	15	44.5	30	32
2J-12-10	1.1/16"X12	7/8"X14	21.9	13	43.5	30	27
2J-12-16	1.1/16"X12	1.5/16"X12	21.9	16	45.5	36	41
2J-16	1.5/16"X12	1.5/16"X12	23.1	16	46.5	36	41
2J-16-20	1.5/16"X12	1.5/8"X12	23.1	17	53	41	50
2J-20	1.5/8"X12	1.5/8"X12	24.3	17	54.5	46	50
2J-20-24	1.5/8"X12	1.7/8"X12	24.3	20	55.5	46	55
2J-24	1.7/8"X12	1.7/8"X12	27.5	20	61	50	55
2J-24-32	1.7/8"X12	2.1/2"X12	27.5	24.5	63	65	75
2J-32	2.1/2"X12	2.1/2"X12	33.9	24.5	69.5	65	75

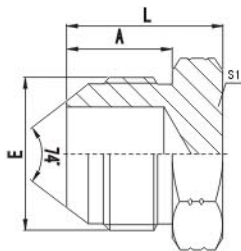
Note: Nut and sleeve should be ordered separately. The nut NB200 and sleeve NB500 is suitable for metric tube, the nut NB200 and sleeve NB300 is suitable for inch tube.



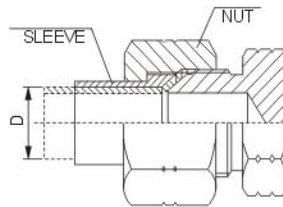
2WJ

BUTT-WELD TUBE / JIC FEMALE 74° SEAT

PART NO.	THREAD	TUBE O.D.	DIMENSIONS			
	F		B	D	L	S1
2WJ-10-04	7/16"X20	10	9	10	25.5	15
2WJ-12-05	1/2"X20	12	9.5	12	27	17
2WJ-14-04	7/16"X20	14	9	14	27	15
2WJ-14-06	9/16"X18	14	10.5	14	55	19
2WJ-18-08	3/4"X16	18	11	18	60	24
2WJ-20-10	7/8"X14	20	13	20	33	27
2WJ-22-12	1.1/16"X12	22	15	22	68	32
2WJ-28-16	1.5/16"X12	28	16	28	68	41
2WJ-34-20	1.5/8"X12	34	17	34	75	50



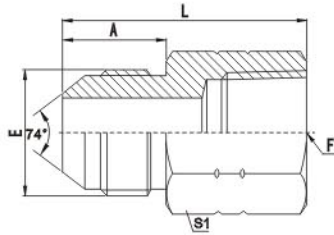
4J



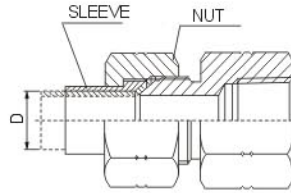
JIC MALE 74° CONE PLUG

PART NO.	THREAD	DIMENSIONS		
	E	A	L	S1
4J-04	7/16"X20	14	20	12
4J-05	1/2"X20	14	20	14
4J-06	9/16"X18	14.1	20	17
4J-08	3/4"X16	16.7	25	22
4J-10	7/8"X14	19.3	27.5	24
4J-12	1.1/16"X12	21.9	32	30
4J-14	1.3/16"X12	22.6	33.5	32
4J-16	1.5/16"X12	23.1	34	36
4J-20	1.5/8"X12	24.3	38	46
4J-24	1.7/8"X12	27.5	44.5	50
4J-32	2.1/2"X12	33.9	51	65

Note: Nut and sleeve should be ordered separately. The nut NB200 and sleeve NB500 is suitable for metric tube, the nut NB200 and sleeve NB300 is suitable for inch tube.



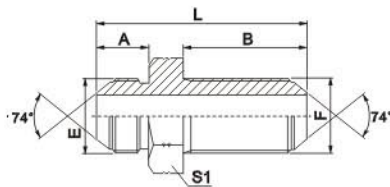
5JN



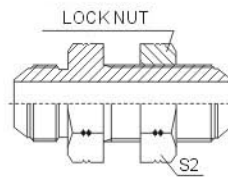
JIC MALE 74° CONE / NPT FEMALE

PART NO.	THREAD		DIMENSIONS		
	E	F	A	L	S1
5JN-04-02	7/16"X20	Z1/8"X27	14	30	17
5JN-04	7/16"X20	Z1/4"X18	14	35.5	19
5JN-05-04	1/2"X20	Z1/4"X18	14	35.3	19
5JN-06-04	9/16"X18	Z1/4"X18	14.1	35.6	19
5JN-06	9/16"X18	Z3/8"X18	14.1	37.1	22
5JN-06-08	9/16"X18	Z1/2"X14	14.1	42.5	30
5JN-08-06	3/4"X16	Z3/8"X18	16.7	39.6	22
5JN-08	3/4"X16	Z1/2"X14	16.7	45.6	30
5JN-08-12	3/4"X16	Z3/4"X14	16.7	45	36
5JN-10-08	7/8"X14	Z1/2"X14	19.3	48	30
5JN-10-12	7/8"X14	Z3/4"X14	19.3	49.7	36
5JN-12-08	1.1/16"X12	Z1/2"X14	21.9	52.1	30
5JN-12	1.1/16"X12	Z3/4"X14	21.9	52.3	36
5JN-16-12	1.5/16"X12	Z3/4"X14	23.1	50	36
5JN-16	1.5/16"X12	Z1"X11.5	23.1	59.7	41
5JN-20	1.5/8"X12	Z1.1/4"X11.5	24.3	61.5	50
5JN-24	1.7/8"X12	Z1.1/2"X11.5	27.5	62.5	60
5JN-32	2.1/2"X12	Z2"X11.5	33.9	70	70

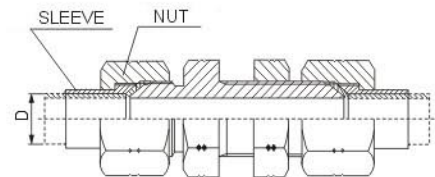
Note: Nut and sleeve should be ordered separately. The nut NB200 and sleeve NB500 is suitable for metric tube, the nut NB200 and sleeve NB300 is suitable for inch tube.



6J



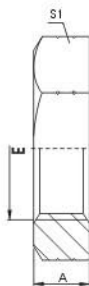
6J-LN



JIC MALE 74° CONE BULKHEAD

PART NO.	THREAD		DIMENSIONS				
	E	F	A	B	L	S1	S2
6J-04	7/16"X20	7/16"X20	14	32.5	52.5	17	17
6J-05	1/2"X20	1/2"X20	14	32.5	52.5	19	19
6J-06	9/16"X18	9/16"X18	14.1	32.5	54.5	22	22
6J-08	3/4"X16	3/4"X16	16.7	36.5	61.5	24	24
6J-10	7/8"X14	7/8"X14	19.3	40	69.5	30	30
6J-12	1.1/16"X12	1.1/16"X12	21.9	44.5	78.5	36	36
6J-14	1.3/16"X12	1.3/16"X12	22.6	44.5	79.2	38	38
6J-16	1.5/16"X12	1.5/16"X12	23.1	44.5	79.8	41	41
6J-20	1.5/8"X12	1.5/8"X12	24.3	45.7	84	50	50
6J-24	1.7/8"X12	1.7/8"X12	27.5	46	89.5	55	55
6J-32	2.1/2"X12	2.1/2"X12	33.9	53.1	106.5	70	70

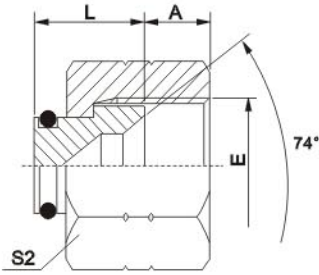
NOTE: In case if you are interested to order the adapter with lock nut, please inser suffix "LN" after our part NO., for example 6J-12LN
Nut and sleeve should be ordered separately. The nut NB200 and sleeve NB500 is suitable for metric tube ,the nut NB200 and sleeve NB300 is suitable for inch tube.



8J

JIC LOCK NUT

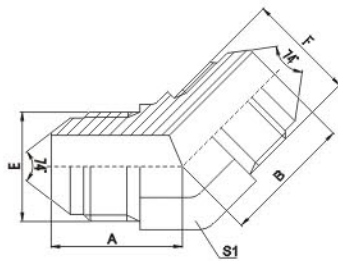
PART NO.	THREAD	DIMENSIONS	
	E	A	S1
8J-04	7/16"X20	7	17
8J-05	1/2"X20	7	19
8J-06	9/16"X18	7	22
8J-08	3/4"X16	8	24
8J-10	7/8"X14	9	30
8J-12	1.1/16"X12	10.5	36
8J-14	1.3/16"X12	10.5	38
8J-16	1.5/16"X12	10.5	41
8J-20	1.5/8"X12	10.5	50
8J-24	1.7/8"X12	10.5	55
8J-32	2.1/2"X12	10.5	70



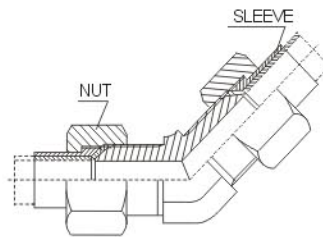
9J

JIC FEMALE 74° SEAT PLUG

PART NO.	THREAD		DIMENSIONS		
	E		A	L	S2
9J-04	7/16"X20		9	10.5	15
9J-05	1/2"X20		9.5	11	17
9J-06	9/16"X18		10.5	11	19
9J-08	3/4"X16		11	13	24
9J-10	7/8"X14		13	13.5	27
9J-12	1.1/16"X12		15	15	32
9J-14	1.3/16"X12		15	15	36
9J-16	1.5/16"X12		16	15.5	41
9J-20	1.5/8"X12		17	18.5	50
9J-24	1.7/8"X12		20	19	55
9J-32	2.1/2"X12		23.5	20.5	75



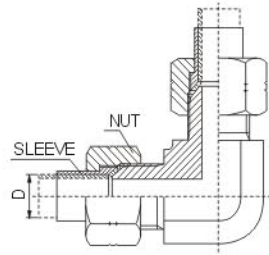
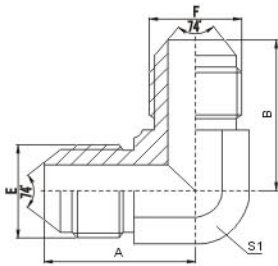
1J4



45° ELBOW JIC MALE 74° CONE

PART NO.	THREAD		DIMENSIONS		
	E	F	A	B	S1
1J4-04	7/16"X20	7/16"X20	21.5	21.5	11
1J4-05	1/2"X20	1/2"X20	23	23	14
1J4-06	9/16"X18	9/16"X18	22.8	22.8	14
1J4-08	3/4"X16	3/4"X16	26.8	26.8	19
1J4-10	7/8"X14	7/8"X14	31	31	22
1J4-12	1.1/16"X12	1.1/16"X12	35.5	35.5	27
1J4-16	1.5/16"X12	1.5/16"X12	38.5	38.5	33

Note: Nut and sleeve should be ordered separately. The nut NB200 and sleeve NB500 is suitable for metric tube, the nut NB200 and sleeve NB300 is suitable for inch tube.

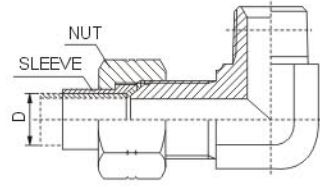
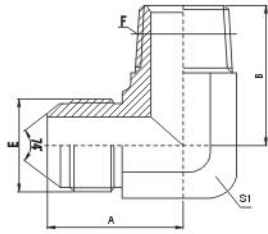


1J9

90° ELBOW JIC MALE 74° CONE

PART NO.	THREAD		DIMENSIONS		
	E	F	A	B	S1
1J9-02	5/16"X24	5/16"X24	20.5	20.5	11
1J9-03	3/8"X24	3/8"X24	22	22	11
1J9-04	7/16"X20	7/16"X20	24.5	24.5	11
1J9-05	1/2"X20	1/2"X20	26.6	26.6	14
1J9-05-06	1/2"X20	9/16"X18	26.6	26.9	14
1J9-06	9/16"X18	9/16"X18	26.9	26.9	14
1J9-06-08	9/16"X18	3/4"X16	30	32	19
1J9-06-10	9/16"X18	7/8"X14	32	37.8	22
1J9-08	3/4"X16	3/4"X16	32	32	19
1J9-08-10	3/4"X16	7/8"X14	34.8	37.8	22
1J9-10	7/8"X14	7/8"X14	37.8	37.8	22
1J9-10-12	7/8"X14	1.1/16"X12	41	44.2	27
1J9-12	1.1/16"X12	1.1/16"X12	44.2	44.2	27
1J9-14	1.3/16"X12	1.3/16"X12	47.5	47.5	30
1J9-16	1.5/16"X12	1.5/16"X12	49	49	33
1J9-20	1.5/8"X12	1.5/8"X12	55.5	55.5	41
1J9-24	1.7/8"X12	1.7/8"X12	62.5	62.5	48
1J9-32	2.1/2"X12	2.1/2"X12	78	78	63

Note: Nut and sleeve should be ordered separately. The nut NB200 and sleeve NB500 is suitable for metric tube, the nut NB200 and sleeve NB300 is suitable for inch tube.

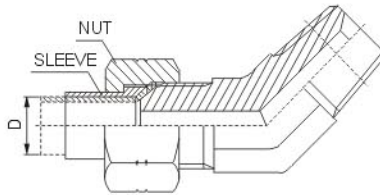
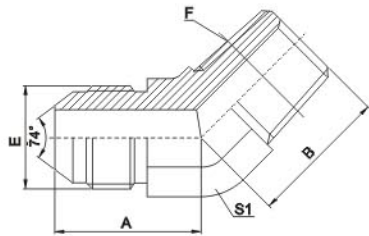


1JN9

90° ELBOW JIC MALE 74° CONE / NPT MALE

PART NO.	THREAD		DIMENSIONS		
	E	F	A	B	S1
1JN9-02	5/16"X24	Z1/8"X27	21	21	11
1JN9-03-02	3/8"X24	Z1/8"X27	22	21	11
1JN9-04	7/16"X20	Z1/4"X18	26.6	25.5	14
1JN9-04-02	7/16"X20	Z1/8"X27	24.5	21	11
1JN9-04-06	7/16"X20	Z3/8"X18	29.5	31	19
1JN9-05-02	1/2"X20	Z1/8"X27	26.6	23.5	14
1JN9-05-04	1/2"X20	Z1/4"X18	26.6	25.5	14
1JN9-05-06	1/2"X20	Z3/8"X18	29.5	31	19
1JN9-06	9/16"X18	Z3/8"X18	30	31	19
1JN9-06-04	9/16"X18	Z1/4"X18	26.9	25.5	14
1JN9-06-08	9/16"X18	Z1/2"X14	32	36.7	22
1JN9-08	3/4"X16	Z1/2"X14	34.8	37.3	22
1JN9-08-04	3/4"X16	Z1/4"X18	32	28.5	19
1JN9-08-06	3/4"X16	Z3/8"X18	32	31	19
1JN9-08-12	3/4"X16	Z3/4"X14	37.9	44	27
1JN9-10-06	7/8"X14	Z3/8"X18	37.8	32.5	22
1JN9-10-08	7/8"X14	Z1/2"X14	37.8	37.3	22
1JN9-10-12	7/8"X14	Z3/4"X14	41	44	27
1JN9-10-16	7/8"X14	Z1"X11.5	44.5	50	33
1JN9-12	1.1/16"X12	Z3/4"X14	44.2	44	27
1JN9-12-08	1.1/16"X12	Z1/2"X14	44.2	40	27
1JN9-12-16	1.1/16"X12	Z1"X11.5	49	50	33
1JN9-12-20	1.1/16"X12	Z1.1/4"X11.5	52.5	54.5	41
1JN9-14-12	1.3/16"X12	Z3/4"X14	47.5	45	30
1JN9-14-16	1.3/16"X12	Z1"X11.5	48.7	50	33
1JN9-16	1.5/16"X12	Z1"X11.5	49	50	33
1JN9-16-12	1.5/16"X12	Z3/4"X14	49	45.2	33
1JN9-16-20	1.5/16"X12	Z1.1/4"X11.5	54	60.5	41
1JN9-16-24	1.5/16"X12	Z1.1/2"X11.5	59.4	59.5	48
1JN9-20	1.5/8"X12	Z1.1/4"X11.5	55.5	54.5	41
1JN9-20-16	1.5/8"X12	Z1"X11.5	55.5	54.5	41
1JN9-20-24	1.5/8"X12	Z1.1/2"X11.5	59.4	63	48
1JN9-24	1.7/8"X12	Z1.1/2"X11.5	62.5	63	48
1JN9-24-20	1.7/8"X12	Z1.1/4"X11.5	62.5	63	48
1JN9-32-24	2.1/2"X12	Z1.1/2"X11.5	75.4	70	63
1JN9-32	2.1/2"X12	Z2"X11.5	75.4	67.5	63

Note: Nut and sleeve should be ordered separately. The nut NB200 and sleeve NB500 is suitable for metric tube, the nut NB200 and sleeve NB300 is suitable for inch tube.



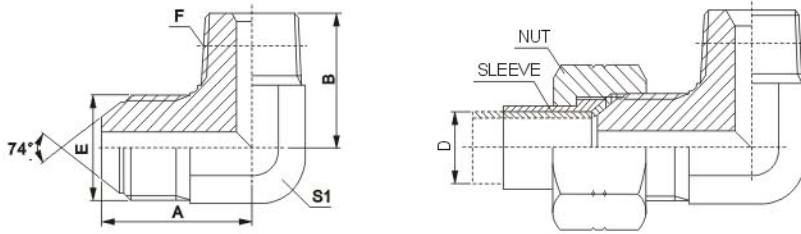
1JT4-SP

45° ELBOW JIC MALE 74° CONE / BSPT MALE

PART NO.	THREAD		DIMENSIONS		
	E	F	A	B	S1
1JT4-04-02SP	7/16"X20	R1/8"X28	21.5	17	11
1JT4-04SP	7/16"X20	R1/4"X19	22.3	21	14
1JT4-04-06SP	7/16"X20	R3/8"X19	22.5	23	16
1JT4-04-08SP	7/16"X20	R1/2"X14	24.5	29.5	22
1JT4-05-02SP	1/2"X20	R1/8"X28	21.5	17.5	14
1JT4-05-04SP	1/2"X20	R1/4"X19	22.3	21	14
1JT4-05-06SP	1/2"X20	R3/8"X19	22.8	23	16
1JT4-06-02SP	9/16"X18	R1/8"X28	22.8	18	14
1JT4-06-04SP	9/16"X18	R1/4"X19	22.8	21	14
1JT4-06SP	9/16"X18	R3/8"X19	23	23	16
1JT4-06-08SP	9/16"X18	R1/2"X14	25	29.5	22
1JT4-08-04SP	3/4"X16	R1/4"X19	26.8	22	19
1JT4-08-06SP	3/4"X16	R3/8"X19	26.8	24	19
1JT4-08SP	3/4"X16	R1/2"X14	28	29.5	22
1JT4-08-12SP	3/4"X16	R3/4"X14	29	30.5	27
1JT4-10-06SP	7/8"X14	R3/8"X19	31	25	22
1JT4-10-08SP	7/8"X14	R1/2"X14	31	29.5	22
1JT4-10-12SP	7/8"X14	R3/4"X14	33	31.5	27
1JT4-12-08SP	1.1/16"X12	R1/2"X14	35.5	30	27
1JT4-12SP	1.1/16"X12	R3/4"X14	35.5	30.5	27
1JT4-12-16SP	1.1/16"X12	R1"X11	37.5	38	33
1JT4-16-12SP	1.5/16"X12	R3/4"X14	38.5	32.5	33
1JT4-16SP	1.5/16"X12	R1"X11	38.5	38	33
1JT4-16-20SP	1.5/16"X12	R1.1/4"X11	42	43	41
1JT4-20-16SP	1.5/8"X12	R1"X11	43	42	41
1JT4-20SP	1.5/8"X12	R1.1/4"X11	43	43	41
1JT4-20-24SP	1.5/8"X12	R1.1/2"X11	46	47.5	48
1JT4-24-20SP	1.7/8"X12	R1.1/4"X11	49	45.5	48
1JT4-24SP	1.7/8"X12	R1.1/2"X11	49	47.5	48
1JT4-32SP	2.1/2"X12	R2"X11	58	50	63

Note: Nut and sleeve should be ordered separately. The nut NB200 and sleeve NB500 is suitable for metric tube, the nut NB200 and sleeve NB300 is suitable for inch tube.

AMERICAN ADAPTERS

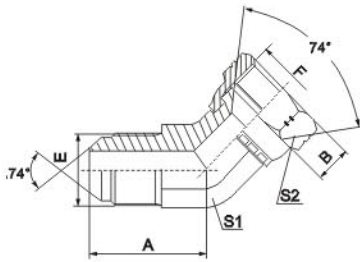


1JT9-SP

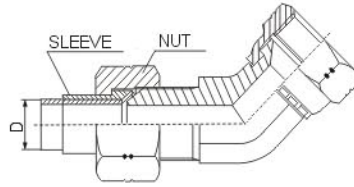
90° ELBOW JIC MALE 74° CONE / BSPT MALE

PART NO.	THREAD		DIMENSIONS		
	E	F	A	B	S1
1JT9-02SP	5/16"X24	R1/8"X28	20.5	21	11
1JT9-04-02SP	7/16"X20	R1/8"X28	24.5	21	11
1JT9-04SP	7/16"X20	R1/4"X19	26.6	25.5	14
1JT9-04-06SP	7/16"X20	R3/8"X19	27.5	28	16
1JT9-05-02SP	1/2"X20	R1/8"X28	26.6	23.5	14
1JT9-05-04SP	1/2"X20	R1/4"X19	26.6	25.5	14
1JT9-05-06SP	1/2"X20	R3/8"X19	27.5	28	16
1JT9-06-02SP	9/16"X18	R1/8"X28	26.9	23.5	14
1JT9-06-04SP	9/16"X18	R1/4"X19	26.9	25.5	14
1JT9-06SP	9/16"X18	R3/8"X19	28.5	28.5	16
1JT9-06-08SP	9/16"X18	R1/2"X14	32	36	22
1JT9-08-04SP	3/4"X16	R1/4"X19	32	28	19
1JT9-08-06SP	3/4"X16	R3/8"X19	32	30.5	19
1JT9-08SP	3/4"X16	R1/2"X14	34.8	36	22
1JT9-08-12SP	3/4"X16	R3/4"X14	37.9	43.5	27
1JT9-10-06SP	7/8"X14	R3/8"X19	38	32	22
1JT9-10-08SP	7/8"X14	R1/2"X14	37.8	36	22
1JT9-10-12SP	7/8"X14	R3/4"X14	41	43.5	27
1JT9-12-08SP	1.1/16"X12	R1/2"X14	44.2	40	27
1JT9-12SP	1.1/16"X12	R3/4"X14	44.2	43.5	27
1JT9-12-16SP	1.1/16"X12	R1"X11	47.8	50	33
1JT9-16-12SP	1.5/16"X12	R3/4"X14	49	47.5	33
1JT9-16SP	1.5/16"X12	R1"X11	49	50	33
1JT9-16-20SP	1.5/16"X12	R1.1/4"X11	54	56.5	41
1JT9-20-16SP	1.5/8"X12	R1"X11	55.5	56.5	41
1JT9-20SP	1.5/8"X12	R1.1/4"X11	55.5	56.5	41
1JT9-24-20SP	1.7/8"X12	R1.1/4"X11	62.5	61	48
1JT9-24SP	1.7/8"X12	R1.1/2"X11	62.5	62.5	48
1JT9-24-32SP	1.7/8"X12	R2"X11	74.5	67	63
1JT9-32SP	2.1/2"X12	R2"X11	75.4	67	63

Note: Nut and sleeve should be ordered separately. The nut NB200 and sleeve NB500 is suitable for metric tube, the nut NB200 and sleeve NB300 is suitable for inch tube.



2J4

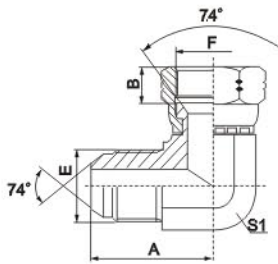


45° ELBOW JIC MALE 74° CONE/
JIC FEMALE 74° SEAT

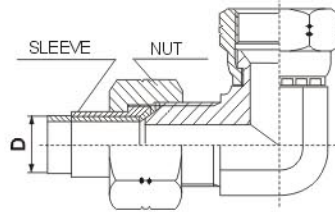
PART NO.	THREAD		DIMENSIONS			
	E	F	A	B	S1	S2
2J4-04	7/16"X20	7/16"X20	21.5	9	11	15
2J4-05	1/2"X20	1/2"X20	22	9.5	14	17
2J4-06	9/16"X18	9/16"X18	22.8	10.5	14	19
2J4-08	3/4"X16	3/4"X16	26.8	11	19	24
2J4-10	7/8"X14	7/8"X14	31	13	22	27
2J4-12	1.1/16"X12	1.1/16"X12	35.5	15	27	32
2J4-14	1.3/16"X12	1.3/16"X12	37	15	30	36
2J4-16	1.5/16"X12	1.5/16"X12	38.5	16	33	41
2J4-20	1.5/8"X12	1.5/8"X12	43	17	41	50
2J4-24	1.7/8"X12	1.7/8"X12	49	20	48	55
2J4-32	2.1/2"X12	2.1/2"X12	58	24.5	63	75

NOTE: Nut and sleeve should be ordered separately. The nut NB200 and sleeve NB500 is suitable for metric tube, the nut NB200 and sleeve NB300 is suitable for inch tube.

AMERICAN ADAPTERS



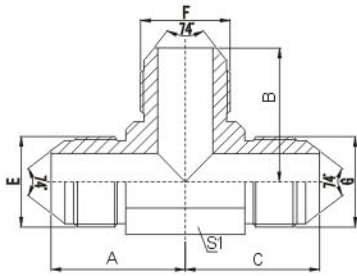
2J9



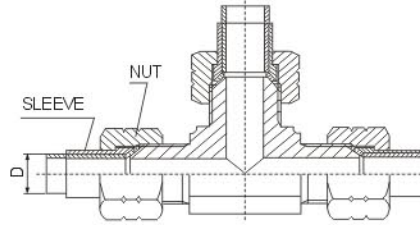
**90° ELBOW JIC MALE 74° CONE/
JIC FEMALE 74° SEAT**

PART NO.	THREAD		DIMENSIONS			
	E	F	A	B	S1	S2
2J9-02	5/16"X24	5/16"X24	21	5.6	11	12
2J9-03	3/8"X24	3/8"X24	22	5	11	14
2J9-04	7/16"X20	7/16"X20	24.5	9	11	15
2J9-05	1/2"X20	1/2"X20	26.5	9.5	14	17
2J9-06	9/16"X18	9/16"X18	26.9	10.5	14	19
2J9-06-08	9/16"X18	3/4"X16	28.5	11	16	24
2J9-08-06	3/4"X16	9/16"X18	32	10.5	19	19
2J9-08	3/4"X16	3/4"X16	32	11	19	24
2J9-08-10	3/4"X16	7/8"X14	32	13	19	27
2J9-10	7/8"X14	7/8"X14	37.8	13	22	27
2J9-10-08	7/8"X14	3/4"X16	37.8	11	22	24
2J9-10-12	7/8"X14	1.1/16"X12	39.5	15	24	32
2J9-12	1.1/16"X12	1.1/16"X12	44.2	15	27	32
2J9-12-10	1.1/16"X12	7/8"X14	44.2	13	27	27
2J9-12-16	1.1/16"X12	1.5/16"X12	46	16	30	41
2J9-14	1.3/16"X12	1.3/16"X12	47.5	15	30	36
2J9-16	1.5/16"X12	1.5/16"X12	48.8	16	33	41
2J9-16-20	1.5/16"X12	1.5/8"X12	54	17	41	50
2J9-20-16	1.5/8"X12	1.5/16"X12	55.5	16	41	41
2J9-20	1.5/8"X12	1.5/8"X12	55.5	17	41	50
2J9-20-24	1.5/8"X12	1.7/8"X12	59.5	20	48	55
2J9-24-20	1.7/8"X12	1.5/8"X12	62.5	17	48	50
2J9-24	1.7/8"X12	1.7/8"X12	62.5	20	48	55
2J9-32	2.1/2"X12	2.1/2"X12	75.5	24.5	63	75

NOTE: Nut and sleeve should be ordered separately. The nut NB200 and sleeve NB500 is suitable for metric tube, the nut NB200 and sleeve NB300 is suitable for inch tube.



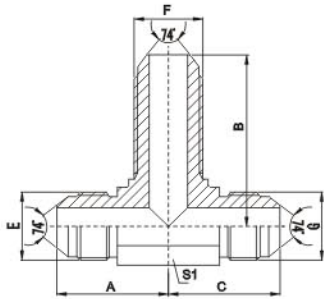
AJ



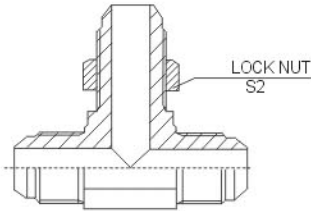
JIC MALE 74° CONE TEE

PART NO.	THREAD			DIMENSIONS			
	E	F	G	A	B	C	S1
AJ-04	7/16"X20	7/16"X20	7/16"X20	24.5	24.5	24.5	11
AJ-04-06-04	7/16"X20	9/16"X18	7/16"X20	26.8	26.9	26.6	14
AJ-05	1/2"X20	1/2"X20	1/2"X20	26	26	26	14
AJ-06-04-06	9/16"X18	7/16"X20	9/16"X18	26.9	26.6	26.9	14
AJ-06	9/16"X18	9/16"X18	9/16"X18	26.9	26.9	26.9	14
AJ-08	3/4"X16	3/4"X16	3/4"X16	32	32	32	19
AJ-08-06-08	3/4"X16	9/16"X18	3/4"X16	32	30	32	19
AJ-10	7/8"X14	7/8"X14	7/8"X14	37.8	37.8	37.8	22
AJ-12	1.1/16"X12	1.1/16"X12	1.1/16"X12	44.2	44.2	44.2	27
AJ-16	1.5/16"X12	1.5/16"X12	1.5/16"X12	49	49	49	33
AJ-16-12-16	1.5/16"X12	1.1/16"X12	1.5/16"X12	49	48	49	33
AJ-20	1.5/8"X12	1.5/8"X12	1.5/8"X12	56.5	56.5	56.5	41
AJ-24	1.7/8"X12	1.7/8"X12	1.7/8"X12	63	63	63	48
AJ-32	2.1/2"X12	2.1/2"X12	2.1/2"X12	78	78	78	63

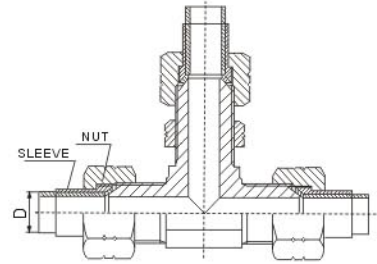
NOTE: Nut and sleeve should be ordered separately. The nut NB200 and sleeve NB500 is suitable for metric tube, the nut NB200 and sleeve NB300 is suitable for inch tube.



AJ6JJ



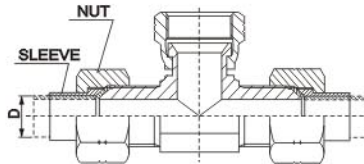
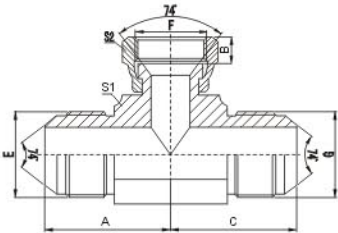
AJ6JJ-LN



JIC MALE 74° CONE BULKHEAD BRANCH TEE

PART NO.	THREAD			DIMENSIONS				
	E	F	G	A	B	C	S1	S2
AJ6JJ-04	7/16"X20	7/16"X20	7/16"X20	24.5	40.4	24.5	11	17
AJ6JJ-05	1/2"X20	1/2"X20	1/2"X20	26.6	43.7	26.6	14	19
AJ6JJ-06	9/16"X18	9/16"X18	9/16"X18	26.9	46	26.9	14	22
AJ6JJ-08	3/4"X16	3/4"X16	3/4"X16	32	53.5	32	19	24
AJ6JJ-10	7/8"X14	7/8"X14	7/8"X14	37.8	60.7	37.8	22	30
AJ6JJ-12	1.1/16"X12	1.1/16"X12	1.1/16"X12	44.2	67.8	44.2	27	36
AJ6JJ-14	1.3/16"X12	1.3/16"X12	1.3/16"X12	46.2	69.5	46.2	30	38
AJ6JJ-16	1.5/16"X12	1.5/16"X12	1.5/16"X12	49	71	49	33	41

NOTE: In case if you are interested to order the adapter with lock nut, please insert suffix "LN" after our part NO., for example AJ6JJ-12LN. Nut and sleeve should be ordered separately. The nut NB200 and sleeve NB500 is suitable for metric tube, the nut NB200 and sleeve NB300 is suitable for inch tube.

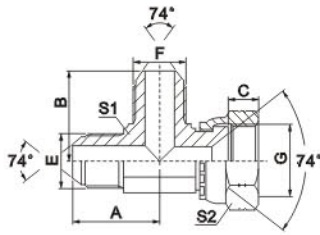


BJ

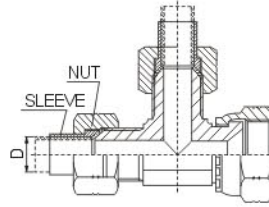
JIC MALE 74° CONE / JICE FEMALE BRANCH TEE

PART NO.	THREAD			DIMENSIONS				
	E	F	G	A	B	C	S1	S2
BJ-04	7/16"X20	7/16"X20	7/16"X20	24.5	9	24.5	11	15
BJ-05	1/2"X20	1/2"X20	1/2"X20	26.5	9.5	26.6	14	17
BJ-06	9/16"X18	9/16"X18	9/16"X18	26.9	10.5	26.9	14	19
BJ-08	3/4"X16	3/4"X16	3/4"X16	32	11	32	19	24
BJ-10	7/8"X14	7/8"X14	7/8"X14	37.8	14	37.8	22	27
BJ-12	1.1/16"X12	1.1/16"X12	1.1/16"X12	44.2	15	44.2	27	32
BJ-14	1.3/16"X12	1.3/16"X12	1.3/16"X12	47.5	15	47.5	30	36
BJ-16	1.5/16"X12	1.5/16"X12	1.5/16"X12	49	16	49	33	41
BJ-20	1.5/8"X12	1.5/8"X12	1.5/8"X12	56	17	56	41	50
BJ-24	1.7/8"X12	1.7/8"X12	1.7/8"X12	62.5	20	62.5	48	55
BJ-32	2.1/2"X12	2.1/2"X12	2.1/2"X12	78	24.5	78	63	75

NOTE: Nut and sleeve should be ordered separately. The nut NB200 and sleeve NB500 is suitable for metric tube, the nut NB200 and sleeve NB300 is suitable for inch tube.



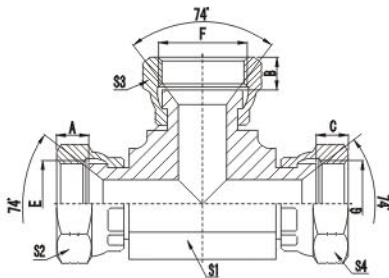
CJ



JIC MALE 74° CONE /
JIC FEMALE 74° SEAT RUN TEE

PART NO.	THREAD			DIMENSIONS				
	E	F	G	A	B	C	S1	S2
CJ-04	7/16"X20	7/16"X20	7/16"X20	24.5	24.5	9	11	15
CJ-05	1/2"X20	1/2"X20	1/2"X20	26.5	26.5	9.5	14	17
CJ-06	9/16"X18	9/16"X18	9/16"X18	26.9	26.9	10.5	14	19
CJ-08	3/4"X16	3/4"X16	3/4"X16	32	32	9.5	19	24
CJ-10	7/8"X14	7/8"X14	7/8"X14	37.8	37.8	13	22	27
CJ-12	1.1/16"X12	1.1/16"X12	1.1/16"X12	44.2	44.2	15	27	32
CJ-14	1.3/16"X12	1.3/16"X12	1.3/16"X12	47.5	47.5	15	30	36
CJ-16	1.5/16"X12	1.5/16"X12	1.5/16"X12	49	49	16	33	41
CJ-20	1.5/8"X12	1.5/8"X12	1.5/8"X12	56	56	17	41	50
CJ-24	1.7/8"X12	1.7/8"X12	1.7/8"X12	62.5	62.5	20	48	55
CJ-32	2.1/2"X12	2.1/2"X12	2.1/2"X12	78	78	24.5	63	75

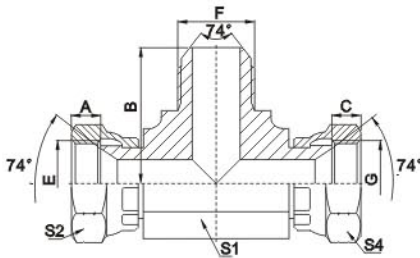
NOTE: Nut and sleeve should be ordered separately. The nut NB200 and sleeve NB500 is suitable for metric tube, the nut NB200 and sleeve Nb300 is suitable for inch tube.



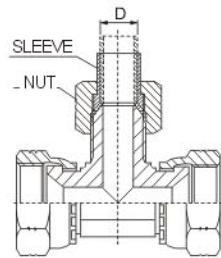
DJ

JIC FEMALE 74° SEAT TEE

PART NO.	THREAD			DIMENSIONS		
	E	F	G	A,B,C	S1	S2,S3,S4
DJ-04	7/16"X20	7/16"X20	7/16"X20	9	11	15
DJ-05	1/2"X20	1/2"X20	1/2"X20	9.5	11	17
DJ-06	9/16"X18	9/16"X18	9/16"X18	10.5	14	19
DJ-08	3/4"X16	3/4"X16	3/4"X16	11	16	24
DJ-10	7/8"X14	7/8"X14	7/8"X14	14	22	27
DJ-12	1.1/16"X12	1.1/16"X12	1.1/16"X12	15	24	32
DJ-16	1.5/16"X12	1.5/16"X12	1.5/16"X12	16	33	41



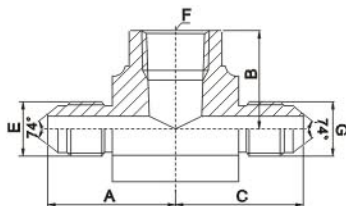
EJ



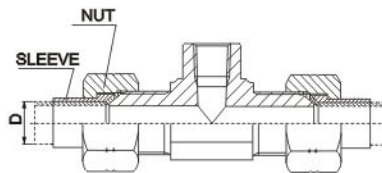
JIC FEMALE 74° SEAT /
JIC MALE 74° CONE BRANCH TEE

PART NO.	THREAD			DIMENSIONS			
	E	F	G	A,C	B	S1	S2
EJ-04	7/16"X20	7/16"X20	7/16"X20	9	24.5	11	15
EJ-06	9/16"X18	9/16"X18	9/16"X18	10.5	26.9	14	19
EJ-08	3/4"X16	3/4"X16	3/4"X16	11	32	19	24
EJ-10	7/8"X14	7/8"X14	7/8"X14	14	37.8	22	27
EJ-12	1.1/16"X12	1.1/16"X12	1.1/16"X12	15	44.2	24	32
EJ-16	1.5/16"X12	1.5/16"X12	1.5/16"X12	16	49	33	41
EJ-20	1.5/8"X12	1.5/8"X12	1.5/8"X12	17	56	41	50
EJ-24	1.7/8"X12	1.7/8"X12	1.7/8"X12	20	62.5	48	55

NOTE: Nut and sleeve should be ordered separately. The nut NB200 and sleeve NB500 is suitable for metric tube, the nut NB200 and sleeve NB300 is suitable for inch tube.



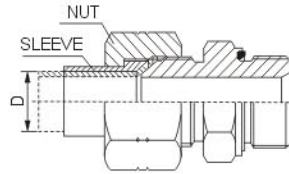
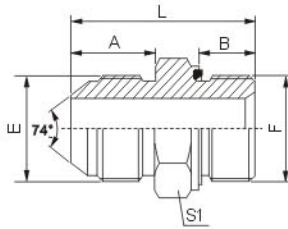
KJNJ



JIC MALE 74° CONE / NPT FEMALE BRANCH TEE

PART NO.	THREAD			DIMENSIONS			
	E	F	G	A	B	C	S2
KJNJ-04	7/16"X20	Z1/4"X18	7/16"X20	29.5	22.4	29.5	19
KJNJ-04-02-04	7/16"X20	Z1/8"X27	7/16"X20	26.5	16.8	26.5	16
KJNJ-05-02-05	1/2"X20	Z1/8"X27	1/2"X20	27.5	16.8	27.5	16
KJNJ-05-04-05	1/2"X20	Z1/4"X18	1/2"X20	29.5	22.4	29.5	19
KJNJ-06	9/16"X18	Z3/8"X18	9/16"X18	33.5	25.9	33.5	24
KJNJ-06-04-06	9/16"X18	Z1/4"X18	9/16"X18	30	22.4	30	19
KJNJ-08	3/4"X16	Z1/2"X14	3/4"X16	39.5	31.2	39.5	30
KJNJ-08-06-08	3/4"X16	Z3/8"X18	3/4"X16	36	25.9	36	24
KJNJ-10-08-10	7/8"X14	Z1/2"X14	7/8"X14	42.5	31.2	42.5	30
KJNJ-12	1.1/16"X12	Z3/4"X14	1.1/16"X12	48	34.5	48	33
KJNJ-16	1.5/16"X12	Z1"X11.5	1.5/16"X12	54	41.1	54	41
KJNJ-20	1.5/8"X12	Z1.1/4"X11.5	1.5/8"X12	59.4	43.2	59.4	48

NOTE: Nut and sleeve should be ordered separately. The nut NB200 and sleeve NB500 is suitable for metric tube, the nut NB200 and sleeve NB300 is suitable for inch tube.

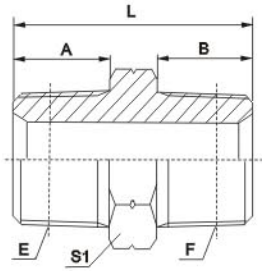


1JB-WD

JIC MALE 74° CONE / BSP MALE CAPTIVE SEAL

PART NO.	THREAD		CAPTIVE	DIMENSIONS			
	E	F		A	B	L	S1
1JB-04-02WD	7/16"X20	G 1/8"X28	WD-B02	14	8	29.5	14
1JB-04WD	7/16"X20	G 1/4"X19	WD-B04	14	12	34	19
1JB-04-06WD	7/16"X20	G 3/8"X19	WD-B06	14	12	34.5	22
1JB-04-08WD	7/16"X20	G 1/2"X14	WD-B08	14	14	41	27
1JB-05-04WD	1/2"X20	G 1/4"X19	WD-B04	14	12	34	19
1JB-05-06WD	1/2"X20	G 3/8"X19	WD-B06	14	12	34.5	22
1JB-06-02WD	9/16"X18	G 1/8"X28	WD-B02	14.1	8	29.5	17
1JB-06-04WD	9/16"X18	G 1/4"X19	WD-B04	14.1	12	34	19
1JB-06WD	9/16"X18	G 3/8"X19	WD-B06	14.1	12	34.5	22
1JB-06-08WD	9/16"X18	G 1/2"X14	WD-B08	14.1	14	41	27
1JB-08-04WD	3/4"X16	G 1/4"X19	WD-B04	16.7	12	37	22
1JB-08-06WD	3/4"X16	G 3/8"X19	WD-B06	16.7	12	37.5	22
1JB-08WD	3/4"X16	G 1/2"X14	WD-B08	16.7	14	43.5	27
1JB-10-08WD	7/8"X14	G 1/2"X14	WD-B08	19.3	14	46.5	27
1JB-10-12WD	7/8"X14	G 3/4"X14	WD-B12	19.3	16	47.5	32
1JB-12-08WD	1.1/16"X12	G 1/2"X14	WD-B08	21.9	14	48.5	30
1JB-12WD	1.1/16"X12	G 3/4"X14	WD-B12	21.9	16	50	32
1JB-12-16WD	1.1/16"X12	G 1"X11	WD-B16	21.9	18	56	41
1JB-16-12WD	1.5/16"X12	G 3/4"X14	WD-B12	23.1	16	53	36
1JB-16WD	1.5/16"X12	G 1"X11	WD-B16	23.1	18	57	41
1JB-16-20WD	1.5/16"X12	G 1.1/4"X11	WD-B20	23.1	20	61	50
1JB-20-16WD	1.5/8"X12	G 1"X11	WD-B16	24.3	18	58	46
1JB-20WD	1.5/8"X12	G 1.1/4"X11	WD-B20	24.3	20	62	50
1JB-20-24WD	1.5/8"X12	G 1.1/2"X11	WD-B24	24.3	22	64	55
1JB-24-20WD	1.7/8"X12	G 1.1/4"X11	WD-B20	27.5	20	65.5	50
1JB-24WD	1.7/8"X12	G 1.1/2"X11	WD-B24	27.5	22	67.5	55

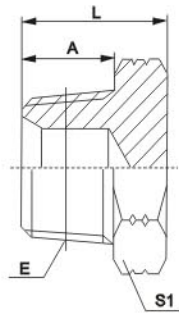
NOTE: Nut and sleeve should be ordered separately. The nut NB200 and sleeve NB500 is suitable for metric tube, the nut NB200 and sleeve NB300 is suitable for inch tube.



1N

NPT MALE

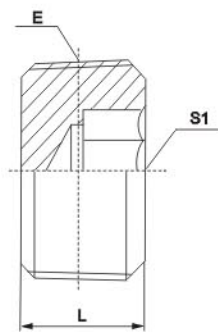
PART NO.	THREAD		DIMENSIONS			
	E	F	A	B	L	S1
1N-02	Z1/8"X27	Z1/8"X27	10.5	10.5	27	12
1N-02-04	Z1/8"X27	Z1/4"X18	10.5	15	31	17
1N-02-06	Z1/8"X27	Z3/8"X18	10.5	16	32	19
1N-04	Z1/4"X18	Z1/4"X18	15	15	35	17
1N-04-06	Z1/4"X18	Z3/8"X18	15	16	37	19
1N-04-08	Z1/4"X18	Z1/2"X14	15	19.5	41.5	22
1N-06	Z3/8"X18	Z3/8"X18	16	16	38	19
1N-06-08	Z3/8"X18	Z1/2"X14	16	19.5	43.5	22
1N-06-12	Z3/8"X18	Z3/4"X14	16	19.5	45.5	27
1N-08	Z1/2"X14	Z1/2"X14	19.5	19.5	47	22
1N-08-12	Z1/2"X14	Z3/4"X14	19.5	19.5	49	27
1N-08-16	Z1/2"X14	Z1"X11.5	19.5	25.5	56	36
1N-12	Z3/4"X14	Z3/4"X14	19.5	19.5	49	27
1N-12-16	Z3/4"X14	Z1"X11.5	19.5	25.5	55	36
1N-12-20	Z3/4"X14	Z1.1/4"X11.5	19.5	26.5	59	46
1N-16	Z1"X11.5	Z1"X11.5	25.5	25.5	61	36
1N-16-20	Z1"X11.5	Z1.1/4"X11.5	25.5	26.5	64	46
1N-16-24	Z1"X11.5	Z1.1/2"X11.5	25.5	27.5	68	50
1N-20	Z1.1/4"X11.5	Z1.1/4"X11.5	26.5	26.5	65	46
1N-20-24	Z1.1/4"X11.5	Z1.1/2"X11.5	26.5	27.5	69	50
1N-24	Z1.1/2"X11.5	Z1.1/2"X11.5	27.5	27.5	69	50
1N-24-32	Z1.1/2"X11.5	Z2"X11.5	27.5	27.5	72	65
1N-32	Z2"X11.5	Z2"X11.5	27.5	27.5	71	65



4N

NPT MALE PLUG

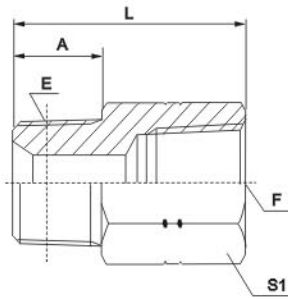
PART NO.	THREAD	DIMENSIONS		
	E	A	L	S1
4N-02	Z1/8"X27	10.5	16	12
4N-04	Z1/4"X18	15	20	17
4N-06	Z3/8"X18	16	21	19
4N-08	Z1/2"X14	19.5	27	22
4N-12	Z3/4"X14	19.5	29.5	27
4N-16	Z1"X11.5	25.5	36.5	36
4N-20	Z1.1/4"X11.5	26.5	38.5	46
4N-24	Z1.1/2"X11.5	27.5	43	50
4N-32	Z2"X11.5	27.5	43.5	65



4NN

NPT MALE HOLLOWHEX PLUG

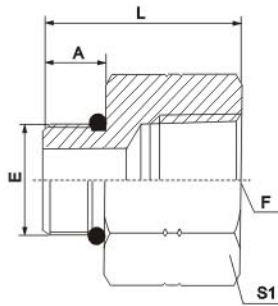
PART NO.	THREAD	DIMENSIONS	
	E	L	S1
4NN-02	Z1/8"X27	8	5
4NN-04	Z1/4"X18	10	6
4NN-06	Z3/8"X18	12	8
4NN-08	Z1/2"X14	15	10
4NN-12	Z3/4"X14	16	12
4NN-16	Z1"X11.5	18	17



5N

NPT MALE / NPT FEMALE

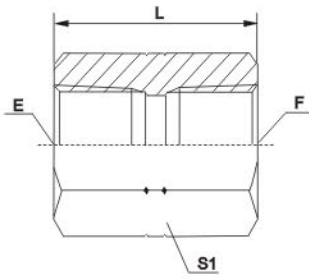
PART NO.	THREAD		DIMENSIONS		
	E	F	A	L	S1
5N-02	Z1/8"X27	Z1/8"X27	10.5	25.5	17
5N-02-04	Z1/8"X27	Z1/4"X18	10.5	31	19
5N-02-06	Z1/8"X27	Z3/8"X18	11	31	24
5N-04-02	Z1/4"X18	Z1/8"X27	15	22	17
5N-04	Z1/4"X18	Z1/4"X18	15	35.3	19
5N-04-06	Z1/4"X18	Z3/8"X18	15	36.6	24
5N-04-08	Z1/4"X18	Z1/2"X14	15	43	30
5N-06-02	Z3/8"X18	Z1/8"X27	16	22	19
5N-06-04	Z3/8"X18	Z1/4"X18	16	22	19
5N-06	Z3/8"X18	Z3/8"X18	16	37.6	24
5N-06-08	Z3/8"X18	Z1/2"X14	17	43.7	30
5N-06-12	Z3/8"X18	Z3/4"X14	17	47	36
5N-08-04	Z1/2"X14	Z1/4"X18	19.5	28	24
5N-08-06	Z1/2"X14	Z3/8"X18	19.5	28.5	24
5N-08	Z1/2"X14	Z1/2"X14	19.5	47.5	30
5N-08-12	Z1/2"X14	Z3/4"X14	19.5	49	36
5N-12-06	Z3/4"X14	Z3/8"X18	19.5	30.5	27
5N-12-08	Z3/4"X14	Z1/2"X14	19.5	30.5	27
5N-12	Z3/4"X14	Z3/4"X14	19.5	49	36
5N-12-16	Z3/4"X14	Z1"X11.5	19.5	55.4	41
5N-16-08	Z1"X11.5	Z1/2"X14	25.5	35.5	36
5N-16-12	Z1"X11.5	Z3/4"X14	25.5	36.5	36
5N-16	Z1"X11.5	Z1"X11.5	25.5	60.7	41
5N-16-20	Z1"X11.5	Z1.1/4"X11.5	25.5	63.5	50
5N-20-12	Z1.1/4"X11.5	Z3/4"X14	26.5	38.5	46
5N-20-16	Z1.1/4"X11.5	Z1"X11.5	26.5	41	46
5N-20	Z1.1/4"X11.5	Z1.1/4"X11.5	26.5	61.5	50
5N-20-24	Z1.1/4"X11.5	Z1.1/2"X11.5	26.5	62.5	60
5N-24-16	Z1.1/2"X11.5	Z1"X11.5	27.5	41.5	50
5N-24-20	Z1.1/2"X11.5	Z1.1/4"X11.5	27.5	41	50
5N-24	Z1.1/2"X11.5	Z1.1/2"X11.5	27.5	62.5	65
5N-24-32	Z1.1/2"X11.5	Z2"X11.5	27.5	66.5	70
5N-32-20	Z2"X11.5	Z1.1/4"X11.5	27.5	44.5	65
5N-32-24	Z2"X11.5	Z1.1/2"X11.5	27.5	45	65
5N-32	Z2"X11.5	Z2"X11.5	27.5	62.5	70



50N

SAE O-RING BOSS L-SERIES
ISO 11926-3 / NPT FEMALE

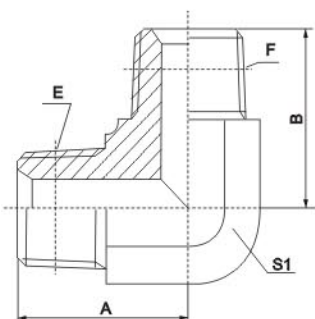
PART NO.	THREAD		O-RING	DIMENSIONS		
	E	F	E	A	L	S1
50N-02	5/16"X24	Z1/8"X27	O902	7.54	24.5	17
50N-02-04	5/16"X24	Z1/4"X18	O902	7.54	29	19
50N-03-02	3/8"X24	Z1/8"X27	O903	7.54	24.5	17
50N-03-04	3/8"X24	Z1/4"X18	O903	7.54	29	19
50N-04-02	7/16"X20	Z1/8"X27	O904	9.1	24.5	17
50N-04	7/16"X20	Z1/4"X18	O904	9.1	30.5	19
50N-04-06	7/16"X20	Z3/8"X18	O904	9.1	30.7	24
50N-05-02	1/2"X20	Z1/8"X27	O905	9.1	26	17
50N-06-04	9/16"X18	Z1/4"X18	O906	9.9	31.5	19
50N-08-04	3/4"X16	Z1/4"X18	O908	11.1	32.5	22
50N-08-06	3/4"X16	Z3/8"X18	O908	11.1	34	22
50N-08	3/4"X16	Z1/2"X14	O908	11.1	40	30
50N-08-12	3/4"X16	Z3/4"X14	O908	11.1	40.1	36
50N-10-08	7/8"X14	Z1/2"X14	O910	12.7	41.5	30
50N-10-06	7/8"X14	Z3/8"X18	O910	12.7	35.5	27
50N-10-12	7/8"X14	Z3/4"X14	O910	12.7	41	36
50N-12-08	1.1/16"X12	Z1/2"X14	O912	15.1	42	32
50N-12	1.1/16"X12	Z3/4"X14	O912	15.1	45.5	36
50N-12-16	1.1/16"X12	Z1"X11.5	O912	15.1	50.5	41
50N-16-12	1.5/16"X12	Z3/4"X14	O916	15.1	43	38
50N-16	1.5/16"X12	Z1"X11.5	O916	15.1	51.5	41
50N-20-16	1.5/8"X12	Z1"X11.5	O920	15.1	40	50
50N-20	1.5/8"X12	Z1.1/4"X11.5	O920	15.1	53.5	50
50N-24-16	1.7/8"X12	Z1"X11.5	O924	15.1	34	55
50N-24-20	1.7/8"X12	Z1.1/4"X11.5	O924	15.1	48	55
50N-24	1.7/8"X12	Z1.1/2"X11.5	O924	15.1	53.5	60
50N-32	2.1/2"X12	Z2"X11.5	O932	15.1	50	70



7N

NPT FEMALE

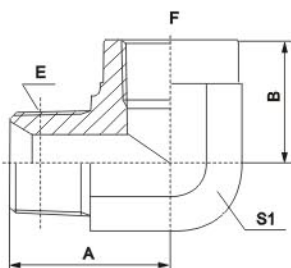
PART NO.	THREAD		DIMENSIONS	
	E	F	L	S1
7N-02	Z1/8"X27	Z1/8"X27	24	17
7N-02-04	Z1/8"X27	Z1/4"X18	27	19
7N-02-06	Z1/8"X27	Z3/8"X18	30	22
7N-04	Z1/4"X18	Z1/4"X18	29	19
7N-04-06	Z1/4"X18	Z3/8"X18	31	22
7N-04-08	Z1/4"X18	Z1/2"X14	35	30
7N-06	Z3/8"X18	Z3/8"X18	29	22
7N-06-08	Z3/8"X18	Z1/2"X14	38	30
7N-06-12	Z3/8"X18	Z3/4"X14	40	36
7N-08	Z1/2"X14	Z1/2"X14	38	30
7N-08-12	Z1/2"X14	Z3/4"X14	43	36
7N-12	Z3/4"X14	Z3/4"X14	39	36
7N-12-16	Z3/4"X14	Z1"X11.5	45.5	41
7N-16	Z1"X11.5	Z1"X11.5	48	41
7N-20	Z1.1/4"X11.5	Z1.1/4"X11.5	49	50
7N-24	Z1.1/2"X11.5	Z1.1/2"X11.5	49	60
7N-32	Z2"X11.5	Z2"X11.5	50	70



1N9

90° ELBOW NPT MALE

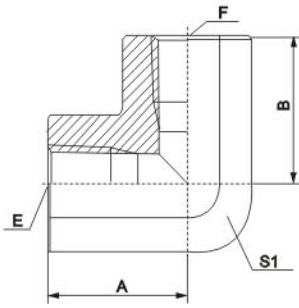
PART NO.	THREAD		DIMENSIONS		
	E	F	A	B	S1
1N9-02	Z1/8"X27	Z1/8"X27	21	21	11
1N9-02-04	Z1/8"X27	Z1/4"X18	23.5	25.5	14
1N9-04	Z1/4"X18	Z1/4"X18	25.5	25.5	14
1N9-04-06	Z1/4"X18	Z3/8"X18	28	31	19
1N9-04-08	Z1/4"X18	Z1/2"X14	30.5	36.5	22
1N9-06	Z3/8"X18	Z3/8"X18	31	31	19
1N9-06-08	Z3/8"X18	Z1/2"X14	33.8	37.3	22
1N9-08	Z1/2"X14	Z1/2"X14	37.3	37.3	22
1N9-08-12	Z1/2"X14	Z3/4"X14	40	44	27
1N9-12	Z3/4"X14	Z3/4"X14	44	44	27
1N9-12-16	Z3/4"X14	Z1"X11.5	46.5	50	33
1N9-16	Z1"X11.5	Z1"X11.5	50	50	33
1N9-20	Z1.1/4"X11.5	Z1.1/4"X11.5	54	54	41
1N9-24	Z1.1/2"X11.5	Z1.1/2"X11.5	63	63	48
1N9-32	Z2"X11.5	Z2"X11.5	68	68	63



5N9

90° ELBOW NPT MALE / NPT FEMALE

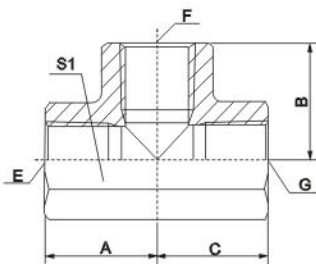
PART NO.	THREAD		DIMENSIONS		
	E	F	A	B	S1
5N9-02	Z1/8"X27	Z1/8"X27	24.5	17.8	16
5N9-04-02	Z1/4"X18	Z1/8"X27	26.5	16.8	16
5N9-04	Z1/4"X18	Z1/4"X18	28	22.4	19
5N9-04-06	Z1/4"X18	Z3/8"X18	31	25	24
5N9-06-04	Z3/8"X18	Z1/4"X18	31	22.4	19
5N9-06	Z3/8"X18	Z3/8"X18	33.5	25	24
5N9-08	Z1/2"X14	Z1/2"X14	41.2	31.2	30
5N9-12-08	Z3/4"X14	Z1/2"X14	45	31.2	30
5N9-12	Z3/4"X14	Z3/4"X14	45.2	34.5	33
5N9-16	Z1"X11.5	Z1"X11.5	54.5	41.1	41
5N9-20	Z1.1/4"X11.5	Z1.1/4"X11.5	63	43.2	48
5N9-24	Z1.1/2"X11.5	Z1.1/2"X11.5	71.5	52.8	63
5N9-32	Z2"X11.5	Z2"X11.5	73.5	62	65



7N9-PK

90° ELBOW NPT FEMALE

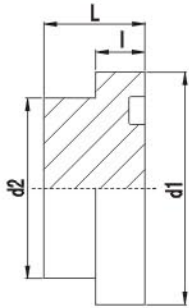
PART NO.	THREAD		DIMENSIONS		
	E	F	A	B	S1
7N9-02PK	Z1/8"X27	Z1/8"X27	20	20	16
7N9-02-04PK	Z1/8"X27	Z1/4"X18	20	22.5	19
7N9-04PK	Z1/4"X18	Z1/4"X18	22.5	22.5	19
7N9-04-06PK	Z1/4"X18	Z3/8"X18	25	26	24
7N9-06PK	Z3/8"X18	Z3/8"X18	26	26	24
7N9-06-08PK	Z3/8"X18	Z1/2"X14	26	31	27
7N9-08PK	Z1/2"X14	Z1/2"X14	31	31	27
7N9-08-12PK	Z1/2"X14	Z3/4"X14	34	34	33
7N9-12PK	Z3/4"X14	Z3/4"X14	34	34	33
7N9-12-16PK	Z3/4"X14	Z1"X11.5	42	42	41
7N9-16PK	Z1"X11.5	Z1"X11.5	42	42	41
7N9-20PK	Z1.1/4"X11.5	Z1.1/4"X11.5	48	48	50
7N9-24PK	Z1.1/2"X11.5	Z1.1/2"X11.5	53	53	60
7N9-32PK	Z2"X11.5	Z2"X11.5	62	62	70



GN-PK

NPT FEMALE TEE

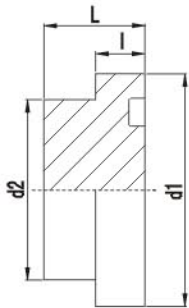
PART NO.	THREAD			DIMENSIONS			
	E	F	G	A	B	C	S1
GN-02PK	Z1/8"X27	Z1/8"X27	Z1/8"X27	20	20	20	16
GN-04PK	Z1/4"X18	Z1/4"X18	Z1/4"X18	22.5	22.5	22.5	19
GN-06PK	Z3/8"X18	Z3/8"X18	Z3/8"X18	26	26	26	24
GN-08PK	Z1/2"X14	Z1/2"X14	Z1/2"X14	31	31	31	27
GN-12PK	Z3/4"X14	Z3/4"X14	Z3/4"X14	34	34	34	33
GN-16PK	Z1"X11.5	Z1"X11.5	Z1"X11.5	42	42	42	41
GN-20PK	Z1.1/4"X11.5	Z1.1/4"X11.5	Z1.1/4"X11.5	48	48	48	50
GN-24PK	Z1.1/2"X11.5	Z1.1/2"X11.5	Z1.1/2"X11.5	53	53	53	60
GN-32PK	Z2"X11.5	Z2"X11.5	Z2"X11.5	62	62	62	70



4FL

ISO 6162-1 L-SERIES FLANGE PLUG

PART NO.	FLANGE SIZE	O-RING	DIMENSIONS				Mpa
			d1	d2	L	I	
4FL-08	1/2"	O210	30.2	24	16	6.8	34.5
4FL-12	3/4"	O214	38.1	31.5	17	6.8	
4FL-16	1"	O219	44.4	38	17	8	
4FL-20	1.1/4"	O222	50.8	43	17	8	27.6
4FL-24	1.1/2"	O225	60.3	50	19	8	20.7
4FL-32	2"	O228	71.4	62	19	9.6	
4FL-40	2.1/2"	O232	84.1	74	40	9.6	17.2
4FL-48	3"	O237	101.6	90	45	9.6	13.8



4FS

ISO 6162-1 S-SERIES FLANGE PLUG

PART NO.	FLANGE SIZE	O-RING	DIMENSIONS				Mpa
			d1	d2	L	I	
4FS-08	1/2"	O210	31.8	24	18	7.8	42
4FS-12	3/4"	O214	41.3	32	18	8.8	
4FS-16	1"	O219	47.6	38	18	9.5	
4FS-20	1.1/4"	O222	54	44	18	10.3	
4FS-24	1.1/2"	O225	63.5	51	20	12.6	
4FS-32	2"	O228	79.4	67	30	12.6	